

(12) INTERNATIONAL APPLICATION PUBLISHED UNDER THE PATENT COOPERATION TREATY (PCT)

(19) World Intellectual Property Organization
International Bureau



(43) International Publication Date
19 June 2003 (19.06.2003)

PCT

(10) International Publication Number
WO 03/050117 A1

- (51) International Patent Classification⁷: C07D 471/04, A61K 31/437, A61P 31/12 // (C07D 471/04, 235:00, 221:00) (74) Agents: HOWARD, MarySusan et al.; Office of Intellectual Property Counsel, Post Office Box 33427, Saint Paul, MN 55133-3427 (US).
- (21) International Application Number: PCT/US02/18220 (81) Designated States (*national*): AE, AG, AL, AM, AT (utility model), AT, AU, AZ, BA, BB, BG, BR, BY, BZ, CA, CH, CN, CO, CR, CU, CZ (utility model), CZ, DE (utility model), DE, DK (utility model), DK, DM, DZ, EC, EE (utility model), EE, ES, FI (utility model), FI, GB, GD, GE, GH, GM, HR, HU, ID, IL, IN, IS, JP, KE, KG, KP, KR, KZ, LC, LK, LR, LS, LT, LU, LV, MA, MD, MG, MK, MN, MW, MX, MZ, NO, NZ, OM, PH, PL, PT, RO, RU, SD, SE, SG, SI, SK (utility model), SK, SL, TJ, TM, TN, TR, TT, TZ, UA, UG, US, UZ, VN, YU, ZA, ZM, ZW.
- (22) International Filing Date: 7 June 2002 (07.06.2002) (84) Designated States (*regional*): ARIPO patent (GH, GM, KE, LS, MW, MZ, SD, SL, SZ, TZ, UG, ZM, ZW), Eurasian patent (AM, AZ, BY, KG, KZ, MD, RU, TJ, TM), European patent (AT, BE, CH, CY, DE, DK, ES, FI, FR, GB, GR, IE, IT, LU, MC, NL, PT, SE, TR), OAPI patent (BF, BJ, CF, CG, CI, CM, GA, GN, GQ, GW, ML, MR, NE, SN, TD, TG).
- (25) Filing Language: English
- (26) Publication Language: English
- (30) Priority Data:
10/016,073 6 December 2001 (06.12.2001) US
- (71) Applicant (*for all designated States except US*): 3M INNOVATIVE PROPERTIES COMPANY [US/US]; 3M Center, Post Office Box 33427, Saint Paul, MN 55133-3427 (US).
- (72) Inventors; and
- (75) Inventors/Applicants (*for US only*): DELLARIA, Joseph, F. [US/US]; 10423 Kilbirmie Road, Woodbury, MN 55129 (US). HARALDSON, Chad, A. [US/US]; 14165 Garrett Avenue, Apple Valley, MN 55124 (US). HEPPNER, Philip, D. [US/US]; 607D Woodduck Drive, Woodbury, MN 55125 (US). LINDSTROM, Kyle, J. [US/US]; 384 County Road E, Houlton, WI 54082 (US). MERRILL, Bryon, A. [US/US]; North 8280 1155th Street, River Falls, WI 54022 (US).
- Published:
— with international search report
- For two-letter codes and other abbreviations, refer to the "Guidance Notes on Codes and Abbreviations" appearing at the beginning of each regular issue of the PCT Gazette.*



WO 03/050117 A1

(54) Title: SULFONAMIDO SUBSTITUTED IMIDAZOPYRIDINES

(57) Abstract: Imidazopyridine compounds that contain sulfonamide functionality at the 1-position are useful as immune response modifiers. The compounds and compositions of the invention can induce the biosynthesis of various cytokines and are useful in the treatment of a variety of conditions including viral diseases and neoplastic diseases.

Sulfonamido Substituted Imidazopyridines

Field of the Invention

5 This invention relates to imidazopyridine compounds that have sulfonamide functionality at the 1-position, and to pharmaceutical compositions containing such compounds. A further aspect of this invention relates to the use of these compounds as immunomodulators, for inducing cytokine biosynthesis in animals, and in the treatment of diseases, including viral and neoplastic diseases. The invention also provides methods of making the compounds and intermediates used in their synthesis.

10

Background of the Invention

 The first reliable report on the 1*H*-imidazo[4,5-*c*]quinoline ring system, Backman et al., J. Org. Chem. 15, 1278-1284 (1950) describes the synthesis of 1-(6-methoxy-8-quinolinyl)-2-methyl-1*H*-imidazo[4,5-*c*]quinoline for possible use as an antimalarial agent. Subsequently, syntheses of various substituted 1*H*-imidazo[4,5-*c*]quinolines were reported. For example, Jain et al., J. Med. Chem. 11, pp. 87-92 (1968), synthesized the compound 1-[2-(4-piperidyl)ethyl]-1*H*-imidazo[4,5-*c*]quinoline as a possible anticonvulsant and cardiovascular agent. Also, Baranov et al., Chem. Abs. 85, 94362 (1976), have reported several 2-oxoimidazo[4,5-*c*]quinolines, and Berenyi et al., J. Heterocyclic Chem. 18, 1537-1540 (1981), have reported certain 2-oxoimidazo[4,5-*c*]quinolines.

15

20

 Certain 1*H*-imidazo[4,5-*c*]quinolin-4-amines and 1- and 2-substituted derivatives thereof were later found to be useful as antiviral agents, bronchodilators and immunomodulators. These are described in, *inter alia*, U.S. Patent Nos. 4,689,338; 4,698,348; 4,929,624; 5,037,986; 5,268,376; 5,346,905; and 5,389,640.

25

 Substituted 1*H*-imidazopyridine-4-amine compounds useful as immune response modifiers are described in United States Patent Nos. 5,446,153; 5,494,916; and 5,644,063. The compounds described in these patents do not have amine containing substitution at the 1- position. Certain 1*H*-imidazo[4,5-*c*]quinolin-4-amines that have amide, sulfonamide, and urea functionality at the 1-position are described in PCT Publications WO 00/76505,

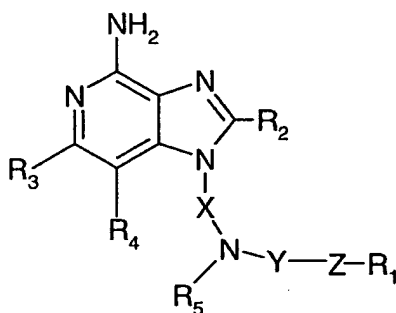
30

WO 00/76518 and U.S. Patent No. 6,331,539. The disclosures of all the above-mentioned patents and published patent applications are incorporated herein by reference.

Despite these recent discoveries of compounds that are useful as immune response modifiers, there is a continuing need for compounds that have the ability to modulate the immune response, by induction of cytokine biosynthesis or other mechanisms.

Summary of the Invention

We have found a new class of compounds that are useful in inducing cytokine biosynthesis in animals. Accordingly, this invention provides imidazopyridine-4-amine compounds that have sulfonamide functionality at the 1-position. The compounds which have been found to be useful inducers of cytokine biosynthesis are defined by Formula (I), which is described in more detail *infra*. Formula (I) is as follows:



15

wherein X, Y, Z, R₁, R₂, R₃, R₄, and R₅ are as defined herein.

The compounds of Formula (I) are useful as immune response modifiers due to their ability to induce cytokine biosynthesis and otherwise modulate the immune response when administered to animals. This makes the compounds useful in the treatment of a variety of conditions such as viral diseases and tumors that are responsive to such changes in the immune response.

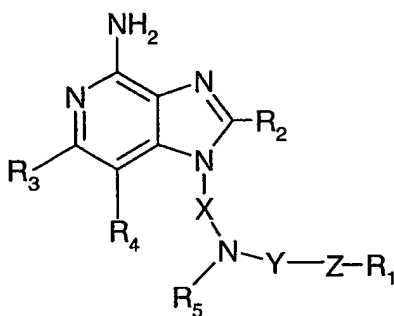
The invention further provides pharmaceutical compositions containing the immune response modifying compounds, and methods of inducing cytokine biosynthesis in an animal, treating a viral infection in an animal, and/or treating a neoplastic disease in an animal by administering a compound of Formula (I) to the animal.

25

In addition, the invention provides methods of synthesizing the compounds of the invention and intermediates useful in the synthesis of these compounds.

Detailed Description of the Invention

5 As mentioned earlier, we have found that certain compounds induce cytokine biosynthesis and modify the immune response in animals. Such compounds are represented by Formula (I) below:



(I)

10

wherein

X is alkylene or alkenylene;

Y is $-\text{SO}_2-$;

Z is a bond or $-\text{NR}_6-$;

15

R₁ is aryl, heteroaryl, heterocyclyl, alkyl or alkenyl, each of which may be unsubstituted or substituted by one or more substituents independently selected from the group consisting of:

-alkyl;

-alkenyl;

20

-aryl;

-heteroaryl;

-heterocyclyl;

-substituted cycloalkyl;

-substituted aryl;

25

-substituted heteroaryl;

substituted heterocyclyl;

-O-alkyl;

- 5
- O-(alkyl)₀₋₁-aryl;
 - O-(alkyl)₀₋₁-substituted aryl;
 - O-(alkyl)₀₋₁-heteroaryl;
 - O-(alkyl)₀₋₁-substituted heteroaryl;
 - O-(alkyl)₀₋₁-heterocyclyl;
 - O-(alkyl)₀₋₁-substituted heterocyclyl;
 - COOH;
 - CO-O-alkyl;
 - CO-alkyl;
- 10
- S(O)₀₋₂-alkyl;
 - S(O)₀₋₂-(alkyl)₀₋₁-aryl;
 - S(O)₀₋₂-(alkyl)₀₋₁-substituted aryl;
 - S(O)₀₋₂-(alkyl)₀₋₁-heteroaryl;
 - S(O)₀₋₂-(alkyl)₀₋₁-substituted heteroaryl;
- 15
- S(O)₀₋₂-(alkyl)₀₋₁-heterocyclyl;
 - S(O)₀₋₂-(alkyl)₀₋₁-substituted heterocyclyl;
 - (alkyl)₀₋₁-N(R₆)₂;
 - (alkyl)₀₋₁-NR₆-CO-O-alkyl;
 - (alkyl)₀₋₁-NR₆-CO-alkyl;
- 20
- (alkyl)₀₋₁-NR₆-CO-aryl;
 - (alkyl)₀₋₁-NR₆-CO-substituted aryl;
 - (alkyl)₀₋₁-NR₆-CO-heteroaryl;
 - (alkyl)₀₋₁-NR₆-CO-substituted heteroaryl;
- 25
- N₃;
 - halogen;
 - haloalkyl;
 - haloalkoxy;
 - CO-haloalkyl;
 - CO-haloalkoxy;
- 30
- NO₂;
 - CN;
 - OH;

-SH; and in the case of alkyl, alkenyl, and heterocyclyl, oxo;

R₂ is selected from the group consisting of:

- 5 -hydrogen;
 -alkyl;
 -alkenyl;
 -aryl;
 -substituted aryl;
 -heteroaryl;
10 -substituted heteroaryl;
 -alkyl-O-alkyl;
 -alkyl-S-alkyl;
 -alkyl-O-aryl;
 -alkyl-S-aryl;
15 -alkyl-O- alkenyl;
 -alkyl-S- alkenyl; and
 -alkyl or alkenyl substituted by one or more substituents selected
 from the group consisting of:
- 20 -OH;
 -halogen;
 -N(R₆)₂;
 -CO-N(R₆)₂;
 -CS-N(R₆)₂;
 -SO₂-N(R₆)₂;
25 -NR₆-CO- C₁₋₁₀ alkyl;
 -NR₆-CS C₁₋₁₀ alkyl;
 -NR₆- SO₂- C₁₋₁₀ alkyl;
 -CO-C₁₋₁₀ alkyl;
 -CO-O-C₁₋₁₀ alkyl;
30 -N₃;
 -aryl;
 -substituted aryl;

-heteroaryl;
-substituted heteroaryl;
-heterocyclyl;
-substituted heterocyclyl;
5 -CO-aryl;
-CO-(substituted aryl);
-CO-heteroaryl; and
-CO-(substituted heteroaryl);

10 R_3 and R_4 are independently selected from the group consisting of hydrogen, alkyl, alkenyl, halogen, alkoxy, amino, alkylamino, dialkylamino and alkylthio;

R_5 is H or C_{1-10} alkyl, or R_5 can join with X to form a ring; or when R_1 is alkyl, R_5 and R_1 can join to form a ring;

15 each R_6 is independently H or C_{1-10} alkyl;
or a pharmaceutically acceptable salt thereof.

Preparation of the Compounds

20 Compounds of the invention can be prepared according to Reaction Scheme I where R_1 , R_2 , R_3 , R_4 , R_5 , X, Y and Z are as defined above, Bn is benzyl and R' is alkyl of one to four carbon atoms, perfluoroalkyl of one to four carbon atoms, phenyl, or phenyl substituted by halogen or alkyl of one to four carbon atoms.

25 In step (1) of Reaction Scheme I a 3-nitropyridine-2,4-disulfonate of Formula X is reacted with an amine of Formula $R_1-Z-Y-N(R_5)-X-NH_2$ to provide a 3-nitro-4-aminopyridine-2-sulfonate of Formula XI. Due to the presence of two sulfonate groups that could in principle be displaced, the reaction may provide a mixture of products that can be readily separated using conventional techniques such as column chromatography. The reaction is preferably carried out by adding the amine to a solution of a compound of Formula X in a suitable solvent such as dichloromethane in the presence of a tertiary
30 amine such as triethylamine. As the sulfonate group is a relatively facile leaving group, the reaction can be run at a reduced temperature ($0^\circ C$) in order to decrease the amount of undesired 2-aminated and 2,4-diaminated side products. 3-Nitropyridine-2,4-disulfonates

are known and can be readily prepared using known synthetic methods, see for example, Lindstom et al., U.S. Patent No. 5,446,153 and the references cited therein.

In step (2) of Reaction Scheme I a 3-nitro-4-aminopyridine-2-sulfonate of Formula XI is reacted with dibenzylamine to provide a 2-dibenzylamino-3-nitropyridin-4-amine of
5 Formula XII. The reaction is carried out by combining a compound of Formula XI, dibenzylamine, and a tertiary amine such as triethylamine in an inert solvent such as benzene, toluene or xylene and heating the resulting mixture.

In step (3) of Reaction Scheme I the nitro group of a 2-dibenzylamino-3-nitropyridin-4-amine of Formula XII is reduced to an amino group. The reduction is
10 preferably carried out using Ni_2B which is generated in situ from sodium borohydride and nickel chloride hydrate in methanol. The reaction is preferably carried out at ambient temperature.

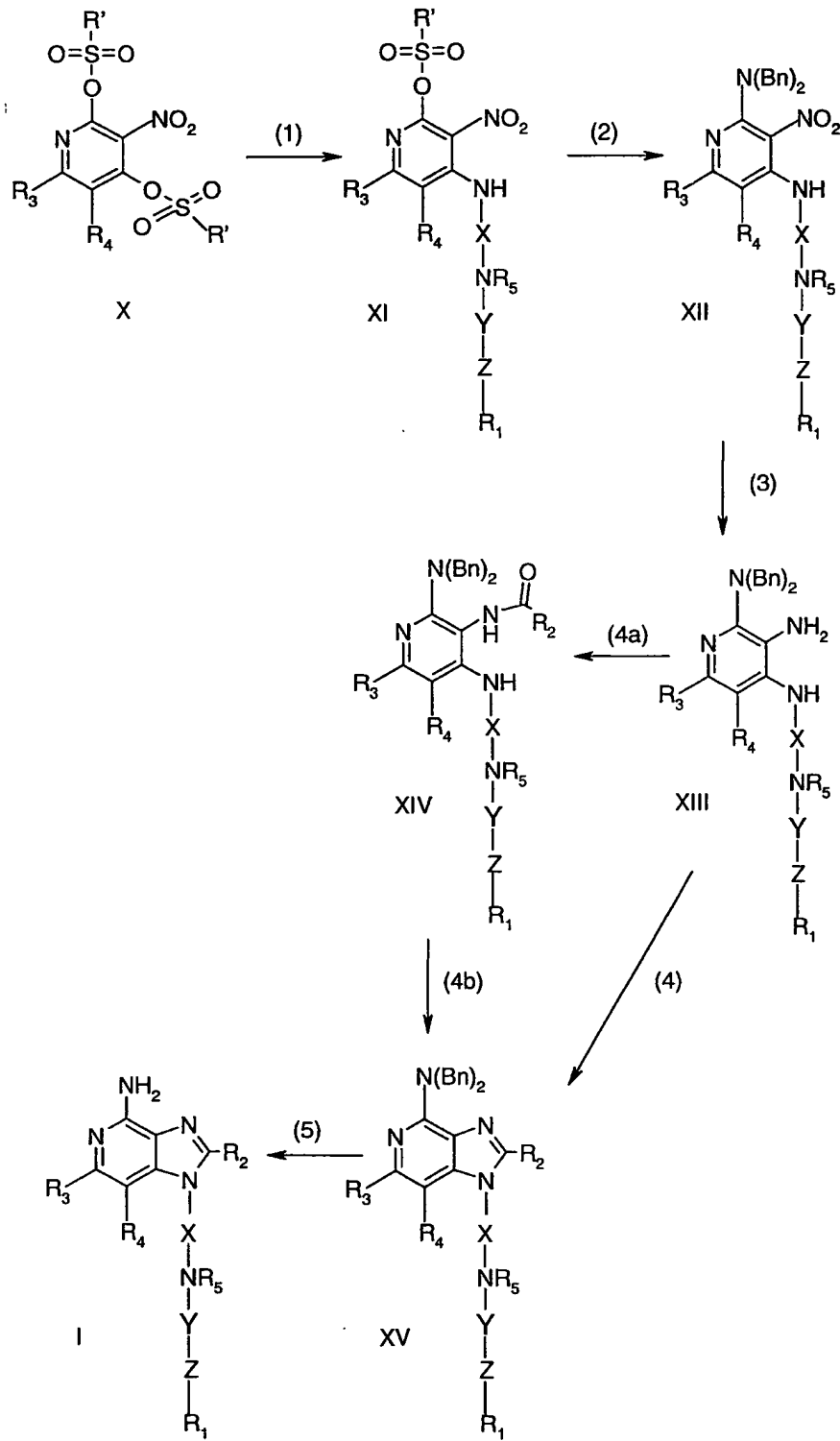
In step (4) of Reaction Scheme I a 2-dibenzylaminopyridine-3,4-diamine of Formula XIII is reacted with a carboxylic acid or an equivalent thereof to provide a 4-dibenzylamino-1*H*-imidazo[4,5-*c*]pyridine of Formula XV. Suitable equivalents to
15 carboxylic acid include orthoesters and 1,1-dialkoxyalkyl alkanoates. The carboxylic acid or equivalent is selected such that it will provide the desired R_2 substituent in a compound of Formula XV. For example, triethyl orthoformate will provide a compound where R_2 is hydrogen and triethyl orthoacetate will provide a compound where R_2 is methyl. The
20 reaction can be run in the absence of solvent or in an inert solvent such as toluene. The reaction is run with sufficient heating to drive off any alcohol or water formed as a byproduct of the reaction. Optionally a catalyst such as pyridine hydrochloride can be included.

Alternatively, a compound of Formula XV can be prepared in two steps by (a)
25 reacting a diamine of Formula XIII with an acyl halide of formula $\text{R}_2\text{C}(\text{O})\text{Cl}$ or $\text{R}_2\text{C}(\text{O})\text{Br}$ to provide a compound of Formula XIV and then (b) cyclizing. In step (4a) the acyl halide is added to a solution of the diamine in an inert solvent such as acetonitrile, pyridine or dichloromethane. The reaction can be carried out at ambient temperature. In step (4b) the product of step (4a) is heated in an alcoholic solvent in the presence of a base. Preferably
30 the product of step (4a) is refluxed in ethanol in the presence of an excess of triethylamine or heated with methanolic ammonia. Alternatively step (4b) can be carried out by heating the product of step (4a) in pyridine. If step (4a) was carried out in pyridine, step (4b) can

be carried out by heating the reaction mixture after analysis indicates that step (4a) is complete.

In step (5) of Reaction Scheme I a 4-dibenzylamino-1*H*-imidazo[4,5-*c*]pyridine of Formula XV is hydrogenolyzed to provide the 4-amino-1*H*-imidazo[4,5-*c*]pyridine of Formula I. Preferably the compound of Formula XV is heated in formic acid in the presence of palladium hydroxide on carbon. The product or a pharmaceutically acceptable salt thereof can be isolated using conventional methods.

Reaction Scheme I



Compounds of the invention can be prepared according to Reaction Scheme II where R_1 , R_2 , R_3 , R_4 , R_5 and X are as defined above, Bn is benzyl, BOC is *tert*-butoxycarbonyl and W is O or S.

In step (1) of Reaction Scheme II the amine protecting groups of a 1*H*-imidazo[4,5-*c*]pyridine of Formula XVI are removed to provide a 1*H*-imidazo[4,5-*c*]pyridine of Formula II. Preferably a solution of a compound of Formula XVI in a suitable solvent such as dichloromethane is treated with triflic acid at ambient temperature. Compounds of Formula XVI can be prepared using the synthetic method described in Reaction Scheme I. In step (1) a 2,4-disulfonate of Formula X is reacted with an amine of formula BOC-NR₅-X-NH₂. Steps (2)-(4) are then carried out as described above to provide a compound of Formula XVI which is a subgenus of Formula XV.

In step (2a) of Reaction Scheme II, a 1*H*-imidazo[4,5-*c*]pyridine of Formula II is reacted with an acid chloride of formula R₁-C(O)Cl or an acid anhydride of formula R₁-C(O)OC(O)-R₁ to provide a 1*H*-imidazo[4,5-*c*]pyridin-1-yl amide of Formula XVII. The reaction is preferably carried out by adding the acid chloride or acid anhydride to a solution of a compound of Formula II in a suitable solvent such as dichloromethane or acetonitrile in the presence of a base such as triethylamine. The reaction can be run at a reduced temperature (0°C) or at ambient temperature. The product or a pharmaceutically acceptable salt thereof can be isolated using conventional methods.

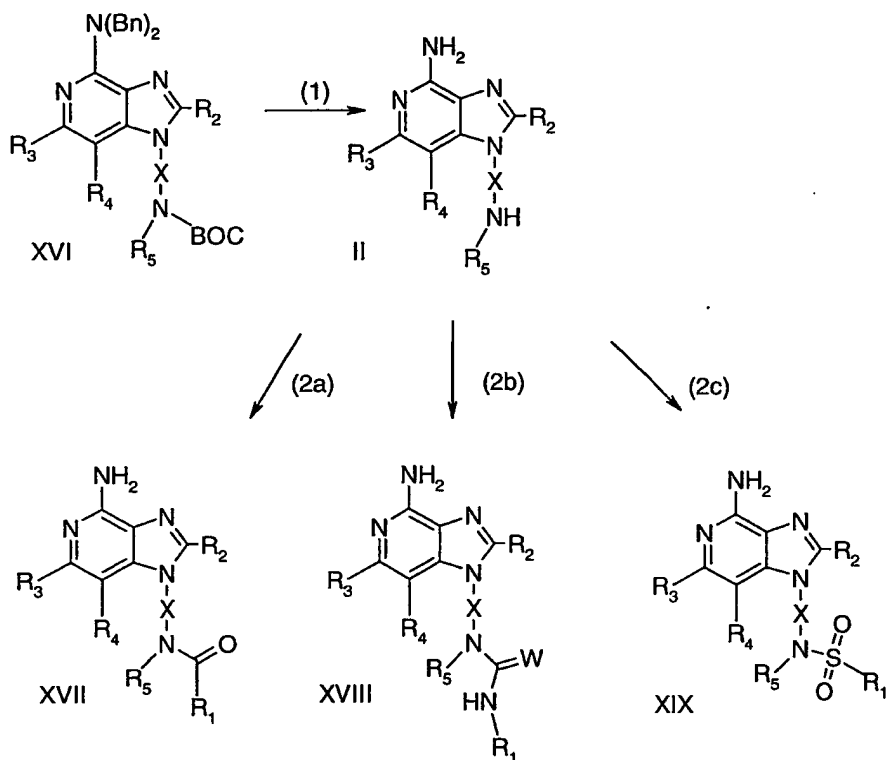
In step (2b) of Reaction Scheme II, a 1*H*-imidazo[4,5-*c*]pyridine of Formula II is reacted with an isocyanate of formula R₁-N=C=O or with an isothiocyanate of formula R₁-N=C=S to provide a 1*H*-imidazo[4,5-*c*]pyridin-1-yl urea or thiourea of Formula XVIII. The reaction is preferably carried out by adding the isocyanate or isothiocyanate to a solution of a compound of Formula II in a suitable solvent such as dichloromethane at a reduced temperature (0°C). The product or a pharmaceutically acceptable salt thereof can be isolated using conventional methods.

In step (2c) of Reaction Scheme II, a 1*H*-imidazo[4,5-*c*]pyridine of Formula II is reacted with a sulfonyl chloride of formula R₁-S(O)₂Cl or a sulfonic anhydride of formula R₁-S(O)₂OS(O)₂-R₁ to provide a 1*H*-imidazo[4,5-*c*]pyridin-1-yl sulfonamide of Formula XIX which is a subgenus of Formula I. The reaction is preferably carried out by adding the sulfonyl chloride or sulfonic anhydride to a solution of a compound of Formula II in a suitable solvent such as dichloromethane in the presence of a base such as triethylamine.

The reaction can be run at a reduced temperature (0°C) or at ambient temperature. The product or a pharmaceutically acceptable salt thereof can be isolated using conventional methods.

Reaction Scheme II

5



Compounds of the invention can be prepared according to Reaction Scheme III where R₁, R₂, R₃, R₄, R₅, R₆ and X, are as defined above.

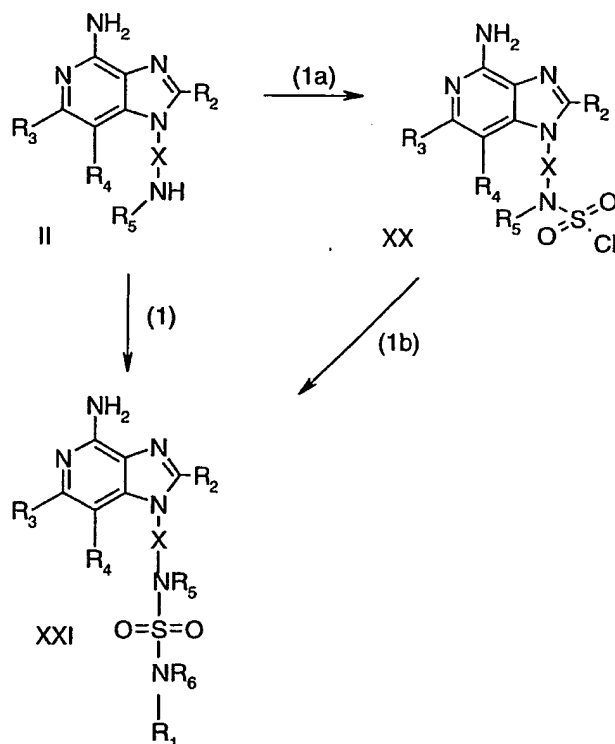
10 In step (1) of Reaction Scheme III a 1H-imidazo[4,5-c]pyridine of Formula II is reacted with a sulfamoyl chloride of formula R₁-N(R₆)S(O)₂Cl to provide a 1H-imidazo[4,5-c]pyridin-1-yl sulfamide of Formula XXI which is a subgenus of Formula I. Preferably the sulfamoyl chloride is added to a solution of the compound of Formula II in a suitable solvent such as 1,2-dichloroethane in the presence of a base such as

15 triethylamine. The reaction can be run at an elevated temperature. The product or a pharmaceutically acceptable salt thereof can be isolated using conventional methods.

Alternatively a sulfamide of Formula XXI can be prepared in two steps by (a) reacting a 1H-imidazo[4,5-c]pyridine of Formula II with sulfuryl chloride to generate *in*

situ a sulfamoyl chloride of Formula XX and then (b) reacting the sulfamoyl chloride with an amine of formula $R_1-N(R_6)H$. In step (1a) the reaction can be carried out by adding a solution of sulfonyl chloride in dichloromethane to a solution of a compound of Formula II in the presence of 1 equivalent of 4-(dimethylamino)pyridine. The reaction is preferably carried out at a reduced temperature (-78°C). Optionally, after the addition is complete the reaction mixture can be allowed to warm to ambient temperature. In step (1b) a solution containing 2 equivalents of $R_1-N(R_6)H$ and 2 equivalents of triethylamine in dichloromethane is added to the reaction mixture from step (1a). The reaction is preferably carried out at a reduced temperature (-78°C). The product or a pharmaceutically acceptable salt thereof can be isolated using conventional methods.

Reaction Scheme III



15

Compounds of the invention can be prepared according to Reaction Scheme IV where R_1 , R_2 , R_3 , R_4 , R_5 , and X are as defined above and BOC is *tert*-butoxycarbonyl.

In step (1) of Reaction Scheme IV a 2,4-dihydroxy-3-nitropyridine of Formula XXII is chlorinated using conventional chlorinating agents to provide a 2,4-dichloro-3-nitropyridine of Formula XXIII. Preferably a compound of Formula XXII is combined with phosphorous oxychloride and heated. Many 2,4-dihydroxy-3-nitropyridines of
5 Formula XXII are known and others can be readily prepared using known synthetic methods, see for example, Lindstrom et al., U.S. Patent No. 5,446,153 and the references cited therein.

In step (2) of Reaction Scheme IV a 2,4-dichloro-3-nitropyridine of Formula XXIII is reacted with an amine of formula $\text{BOC-NR}_5\text{-X-NH}_2$ to provide a 2-chloro-3-nitropyridine of Formula XXIV. The reaction is preferably carried out by adding the
10 amine to a solution of a compound of Formula XXIII in a suitable solvent such as N,N-dimethylformamide in the presence of a tertiary amine such as triethylamine, and optionally heating.

In step (3) of Reaction Scheme IV a 2-chloro-3-nitropyridine of Formula XXIV is reacted with phenol to provide a 3-nitro-2-phenoxy pyridine of Formula XXV. Phenol is
15 reacted with sodium hydride in a suitable solvent such as diglyme or tetrahydrofuran to form the phenoxide. The phenoxide is then reacted at ambient temperature, or optionally at an elevated temperature, with a compound of Formula XXIV.

In step (4) of Reaction Scheme IV a 3-nitro-2-phenoxy pyridine of Formula XXV is reduced to provide a 3-amino-2-phenoxy pyridine of Formula XXVI. Preferably, the
20 reduction is carried out using a conventional heterogeneous hydrogenation catalyst such as platinum on carbon or palladium on carbon. The reaction can conveniently be carried out on a Parr apparatus in a suitable solvent such as isopropyl alcohol, toluene or mixtures thereof.

In step (5) of Reaction Scheme IV a 3-amino-2-phenoxy pyridine of Formula XXVI is reacted with a carboxylic acid or an equivalent thereof to provide a 4-phenoxy-1*H*-imidazo[4,5-*c*]pyridine of Formula IV. Suitable equivalents to carboxylic acid include
25 orthoesters, and 1,1-dialkoxyalkyl alkanoates. The carboxylic acid or equivalent is selected such that it will provide the desired R_2 substituent in a compound of Formula IV. For example, triethyl orthoformate will provide a compound where R_2 is hydrogen and trimethyl orthovalerate will provide a compound where R_2 is butyl. The reaction can be
30 run in the absence of solvent or in an inert solvent such as toluene. The reaction is run

with sufficient heating to drive off any alcohol or water formed as a byproduct of the reaction. Optionally a catalyst such as pyridine hydrochloride can be included.

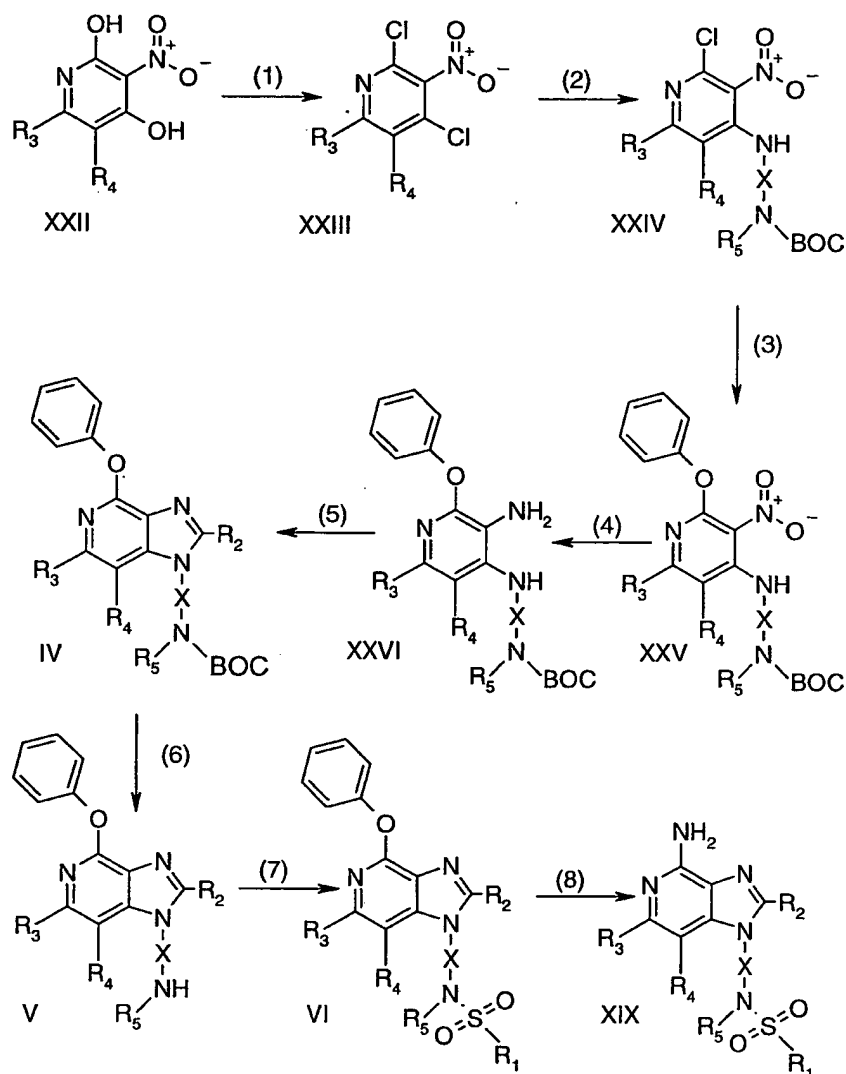
Alternatively, step (5) can be carried out by (i) reacting a compound of Formula XXVI with an acyl halide of formula $R_2C(O)Cl$ or $R_2C(O)Br$ and then (ii) cyclizing. In
5 part (i) the acyl halide is added to a solution of a compound of Formula XXVI in an inert solvent such as acetonitrile, pyridine or dichloromethane. The reaction can be carried out at ambient temperature. Optionally a catalyst such as pyridine hydrochloride can be included. In part (ii) the product of part (i) is heated in pyridine. If step (i) is run in pyridine, then the two steps can be combined into a single step.

10 In step (6) of Reaction Scheme IV the BOC group is removed from a compound of Formula IV to provide 4-phenoxy-1*H*-imidazo[4,5-*c*]pyridine of Formula V. Preferably a solution of a compound of Formula IV in a suitable solvent such as dichloromethane is treated with trifluoroacetic acid or hydrochloric acid at a reduced temperature.

15 In step (7) of Reaction Scheme IV a 4-phenoxy-1*H*-imidazo[4,5-*c*]pyridine of Formula V is converted to a 4-phenoxy-1*H*-imidazo[4,5-*c*]pyridin-1-yl sulfonamide of Formula VI using the method of step (2c) of Reaction Scheme II.

20 In step (8) of Reaction Scheme IV 4-phenoxy-1*H*-imidazo[4,5-*c*]pyridin-1-yl sulfonamide of Formula VI is aminated to provide a 4-amino-1*H*-imidazo[4,5-*c*]pyridin-1-yl sulfonamide of Formula XIX. The reaction can be carried out by combining a compound of Formula VI with ammonium acetate in a sealed tube and heating (~150°C). The product or a pharmaceutically acceptable salt thereof can be isolated using conventional methods.

Reaction Scheme IV



5 Compounds of the invention can be prepared according to Reaction Scheme V where R₁, R₂, R₃, R₄, R₅, and X are as defined above and BOC is *tert*-butoxycarbonyl.

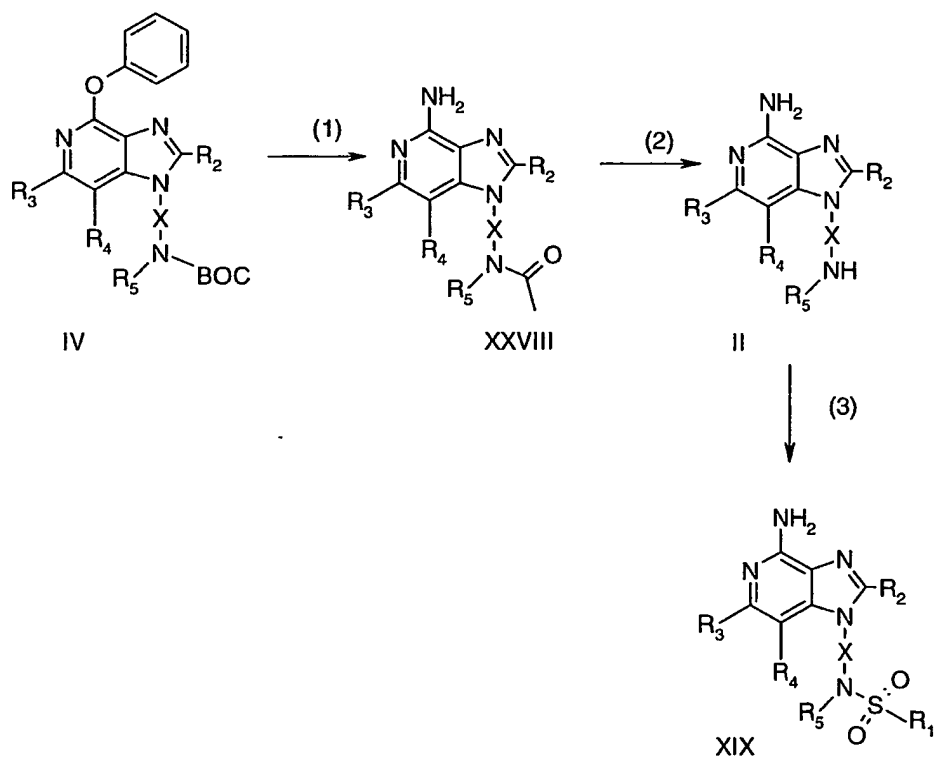
10 In step (1) of Reaction Scheme V, a 4-phenoxy-1H-imidazo[4,5-c]pyridine of Formula IV is aminated to provide an N-(4-amino-1H-imidazo[4,5-c]pyridin-1-yl)acetamide of Formula XXVIII. Preferably a compound of Formula IV is combined with ammonium acetate at an elevated temperature (140 - 160°C). Optionally, the reaction can be run in a pressure vessel.

In step (2) of Reaction Scheme V, an N-(4-amino-1*H*-imidazo[4,5-*c*]pyridin-1-yl)acetamide of Formula XXVIII is hydrolyzed under acidic conditions to provide a 1*H*-imidazo[4,5-*c*]pyridin-4-amine of Formula II. Preferably, a compound of Formula XXVIII is combined with hydrochloric acid/ethanol and heated.

5 In step (3) of Reaction Scheme V, a 1*H*-imidazo[4,5-*c*]pyridin-4-amine of Formula II is converted using conventional methods to a sulfonamide of Formula XIX, which is a subgenus of Formula I. The reaction can be carried out as described in step (2c) of Reaction Scheme II. The product or a pharmaceutically acceptable salt thereof can be isolated using conventional methods.

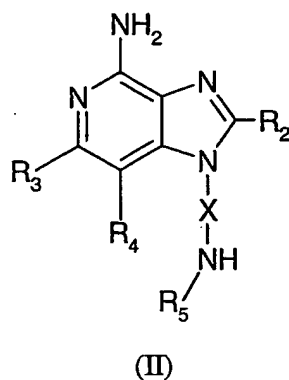
10

Reaction Scheme V



15 The invention also provides novel compounds useful as intermediates in the synthesis of the compounds of Formula I. These intermediates have structural Formulas (II) - (VI) described in more detail below.

One class of intermediate compounds has Formula (II):



5

wherein: X is alkylene or alkenylene;

R₂ is selected from the group consisting of:

- hydrogen;
- alkyl;
- 10 -alkenyl;
- alkyl-O-alkyl;
- alkyl-S-alkyl;
- alkyl-O-aryl;
- alkyl-S-aryl;
- 15 -alkyl-O-alkenyl;
- alkyl-S-alkenyl; and
- alkyl or alkenyl substituted by one or more substituents selected from the group consisting of:
- OH;
- 20 -halogen;
- N(R₆)₂;
- CO-N(R₆)₂;
- CS-N(R₆)₂;
- SO₂-N(R₆)₂;
- 25 -NR₆-CO-C₁₋₁₀ alkyl;
- NR₆-CS-C₁₋₁₀ alkyl;

- 5
- NR₆-SO₂-C₁₋₁₀ alkyl;
 - CO-C₁₋₁₀ alkyl;
 - CO-O-C₁₋₁₀ alkyl;
 - N₃;
 - aryl;
 - heteroaryl;
 - heterocyclyl;
 - CO-aryl; and
 - CO-heteroaryl;

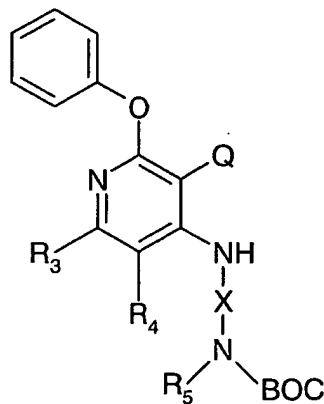
10 **R**₃ and **R**₄ are independently selected from the group consisting of hydrogen, alkyl, alkenyl, halogen, alkoxy, amino, alkylamino, dialkylamino and alkylthio; and

R₅ is H or C₁₋₁₀ alkyl;

 each **R**₆ is independently H or C₁₋₁₀ alkyl;

15 or a pharmaceutically acceptable salt thereof.

Another class of intermediates has the Formula III:



20

(III)

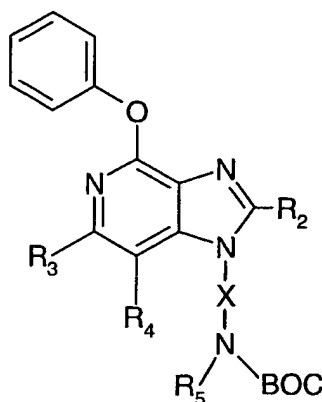
wherein: **Q** is NO₂ or NH₂;

X is alkylene or alkenylene;

R_3 and R_4 are independently selected from the group consisting of hydrogen, alkyl, alkenyl, halogen, alkoxy, amino, alkylamino, dialkylamino and alkylthio; and

R_5 is H or C_{1-10} alkyl;
 5 or a pharmaceutically acceptable salt thereof.

Another class of intermediates has the Formula (IV):



10

(IV)

wherein: X is alkylene or alkenylene;

R_2 is selected from the group consisting of:

- hydrogen;
- 15 -alkyl;
- alkenyl;
- alkyl-O-alkyl;
- alkyl-S-alkyl;
- alkyl-O-aryl;
- 20 -alkyl-S-aryl;
- alkyl-O- alkenyl;
- alkyl-S- alkenyl; and
- alkyl or alkenyl substituted by one or more substituents selected from the group consisting of:
- 25 -OH;

- 5
- halogen;
 - N(R₆)₂;
 - CO-N(R₆)₂;
 - CS-N(R₆)₂;
 - SO₂-N(R₆)₂;
 - NR₆-CO-C₁₋₁₀ alkyl;
 - NR₆-CS-C₁₋₁₀ alkyl;
 - NR₆-SO₂-C₁₋₁₀ alkyl;
 - CO-C₁₋₁₀ alkyl;

10

 - CO-O-C₁₋₁₀ alkyl;
 - N₃;
 - aryl;
 - heteroaryl;
 - heterocyclyl;

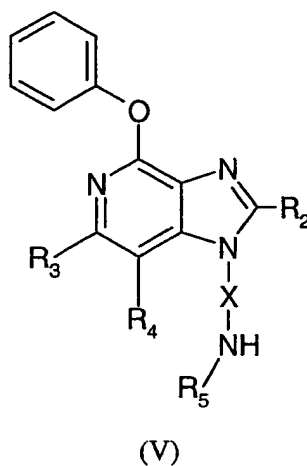
15

 - CO-aryl; and
 - CO-heteroaryl;

R₃ and **R₄** are independently selected from the group consisting of hydrogen, alkyl, alkenyl, halogen, alkoxy, amino, alkylamino, dialkylamino and alkylthio; and

- 20
- R₅** is H or C₁₋₁₀ alkyl;
 - each **R₆** is independently H or C₁₋₁₀ alkyl;
 - or a pharmaceutically acceptable salt thereof.

Another class of intermediates has the Formula (V):



5

wherein: **X** is alkylene or alkenylene;

R₂ is selected from the group consisting of:

-hydrogen;

-alkyl;

10

-alkenyl;

-alkyl-O-alkyl;

-alkyl-S-alkyl;

-alkyl-O-aryl;

-alkyl-S-aryl;

15

-alkyl-O- alkenyl;

-alkyl-S- alkenyl; and

-alkyl or alkenyl substituted by one or more substituents selected

from the group consisting of:

-OH;

20

-halogen;

-N(R₆)₂;

-CO-N(R₆)₂;

-CS-N(R₆)₂;

-SO₂-N(R₆)₂;

25

-NR₆-CO-C₁₋₁₀ alkyl;

5

-NR₆-CS-C₁₋₁₀ alkyl;
 -NR₆-SO₂-C₁₋₁₀ alkyl;
 -CO-C₁₋₁₀ alkyl;
 -CO-O-C₁₋₁₀ alkyl;
 -N₃;
 -aryl;
 -heteroaryl;
 -heterocyclyl;
 -CO-aryl; and
 -CO-heteroaryl;

10

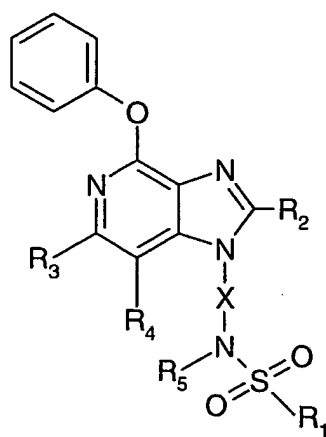
R₃ and R₄ are independently selected from the group consisting of hydrogen, alkyl, alkenyl, halogen, alkoxy, amino, alkylamino, dialkylamino and alkylthio; and

R₅ is H or C₁₋₁₀ alkyl;

15

each R₆ is independently H or C₁₋₁₀ alkyl;
 or a pharmaceutically acceptable salt thereof.

Another class of intermediates has the Formula (VI):



20

(VI)

wherein:

X is alkylene or alkenylene;

R₁ is aryl, heteroaryl, heterocyclyl, C₁₋₂₀ alkyl or

C₂₋₂₀ alkenyl, each of which may be unsubstituted or substituted by one or more substituents independently selected from the group consisting of:

- alkyl;
- alkenyl;
- 5 -aryl;
- heteroaryl;
- heterocyclyl;
- substituted cycloalkyl;
- O-alkyl;
- 10 -O-(alkyl)₀₋₁-aryl;
- O-(alkyl)₀₋₁-heteroaryl;
- O-(alkyl)₀₋₁-heterocyclyl;
- COOH;
- CO-O-alkyl;
- 15 -CO-alkyl;
- S(O)₀₋₂-alkyl;
- S(O)₀₋₂-(alkyl)₀₋₁-aryl;
- S(O)₀₋₂-(alkyl)₀₋₁-heteroaryl;
- S(O)₀₋₂-(alkyl)₀₋₁-heterocyclyl;
- 20 -(alkyl)₀₋₁-N(R₆)₂;
- (alkyl)₀₋₁-NR₆-CO-O-alkyl;
- (alkyl)₀₋₁-NR₆-CO-alkyl;
- (alkyl)₀₋₁-NR₆-CO-aryl;
- (alkyl)₀₋₁-NR₆-CO-heteroaryl;
- 25 -N₃;
- halogen;
- haloalkyl;
- haloalkoxy;
- CO-haloalkyl;
- 30 -CO-haloalkoxy;
- NO₂;
- CN;

-OH;

-SH; and in the case of alkyl, alkenyl, and heterocyclyl, oxo;

R_2 is selected from the group consisting of:

-hydrogen;

5

-alkyl;

-alkenyl;

-alkyl-O-alkyl;

-alkyl-S-alkyl;

-alkyl-O-aryl;

10

-alkyl-S-aryl;

-alkyl-O- alkenyl;

-alkyl-S- alkenyl; and

-alkyl or alkenyl substituted by one or more substituents selected
from the group consisting of:

15

-OH;

-halogen;

-N(R₆)₂;

-CO-N(R₆)₂;

-CS-N(R₆)₂;

20

-SO₂-N(R₆)₂;

-NR₆-CO-C₁₋₁₀ alkyl;

-NR₆-CS-C₁₋₁₀ alkyl;

-NR₆- SO₂-C₁₋₁₀ alkyl;

-CO-C₁₋₁₀ alkyl;

25

-CO-O-C₁₋₁₀ alkyl;

-N₃;

-aryl;

-heteroaryl;

-heterocyclyl;

30

-CO-aryl; and

-CO-heteroaryl;

R_3 and R_4 are independently selected from the group consisting of hydrogen, alkyl, alkenyl, halogen, alkoxy, amino, alkylamino, dialkylamino and alkylthio; and

each R_5 is independently H or C_{1-10} alkyl; or R_5 can join with X to form a
5 ring;

each R_6 is independently H or C_{1-10} alkyl;
or a pharmaceutically acceptable salt thereof.

As used herein, the terms "alkyl", "alkenyl" and the prefix "alk-" are inclusive of
10 both straight chain and branched chain groups and of cyclic groups, i.e. cycloalkyl and cycloalkenyl. Unless otherwise specified, these groups contain from 1 to 20 carbon atoms, with alkenyl groups containing from 2 to 20 carbon atoms. Preferred groups have a total of up to 10 carbon atoms. Cyclic groups can be monocyclic or polycyclic and preferably have from 3 to 10 ring carbon atoms. Exemplary cyclic groups include cyclopropyl,
15 cyclopentyl, cyclohexyl, cyclopropylmethyl, adamantyl, norbornane, and norbornene.

The term "haloalkyl" is inclusive of groups that are substituted by one or more halogen atoms, including perfluorinated groups. This is also true of groups that include the prefix "halo-". Examples of suitable haloalkyl groups are chloromethyl, trifluoromethyl, and the like.

20 The term "aryl" as used herein includes carbocyclic aromatic rings or ring systems. Examples of aryl groups include phenyl, naphthyl, biphenyl, fluorenyl and indenyl. The term "heteroaryl" includes aromatic rings or ring systems that contain at least one ring hetero atom (e.g., O, S, N). Suitable heteroaryl groups include furyl, thienyl, pyridyl, quinolinyl, isoquinolinyl, indolyl, isoindolyl, triazolyl, pyrrolyl, tetrazolyl, imidazolyl,
25 pyrazolyl, oxazolyl, thiazolyl, benzofuranyl, benzothiophenyl, carbazolyl, benzoxazolyl, pyrimidinyl, benzimidazolyl, quinoxalyl, benzothiazolyl, naphthyridinyl, isoxazolyl, isothiazolyl, purinyl, quinazolinyl, and so on.

"Heterocyclyl" includes non-aromatic rings or ring systems that contain at least one ring hetero atom (e.g., O, S, N) and includes all of the fully saturated and partially
30 unsaturated derivatives of the above mentioned heteroaryl groups. Exemplary heterocyclic groups include pyrrolidinyl, tetrahydrofuranyl, morpholinyl, thiomorpholinyl, piperidinyl, piperazinyl, thiazolidinyl, isothiazolidinyl, and imidazolidinyl.

The aryl, heteroaryl, and heterocyclyl groups can be unsubstituted or substituted by one or more substituents independently selected from the group consisting of alkyl, alkoxy, methylenedioxy, ethylenedioxy, alkylthio, haloalkyl, haloalkoxy, haloalkylthio, halogen, nitro, hydroxy, mercapto, cyano, carboxy, formyl, aryl, aryloxy, arylthio, 5 arylalkoxy, arylalkylthio, heteroaryl, heteroaryloxy, heteroarylthio, heteroarylalkoxy, heteroarylalkylthio, amino, alkylamino, dialkylamino, heterocyclyl, heterocycloalkyl, alkylcarbonyl, alkenylcarbonyl, alkoxycarbonyl, haloalkylcarbonyl, haloalkoxycarbonyl, alkylthiocarbonyl, arylcarbonyl, heteroarylcarbonyl, aryloxycarbonyl, heteroaryloxycarbonyl, arylthiocarbonyl, heteroarylthiocarbonyl, alkanoyloxy, 10 alkanoylthio, alkanoylamino, arylcarbonyloxy, arylcarbonythio, alkylaminosulfonyl, alkylsulfonyl, arylsulfonyl, heteroarylsulfonyl, aryldiazinyl, alkylsulfonylamino, arylsulfonylamino, arylalkylsulfonylamino, alkylcarbonylamino, alkenylcarbonylamino, arylcarbonylamino, arylalkylcarbonylamino, arylcarbonylaminoalkyl, heteroarylcarbonylamino, heteroarylalkylcarbonylamino, alkylsulfonylamino, 15 alkenylsulfonylamino, arylsulfonylamino, arylalkylsulfonylamino, heteroarylsulfonylamino, heteroarylalkylsulfonylamino, alkylaminocarbonylamino, alkenylaminocarbonylamino, arylaminocarbonylamino, arylalkylaminocarbonylamino, heteroarylaminocarbonylamino, heteroarylalkylaminocarbonylamino and, in the case of heterocyclyl, oxo. If other groups are described as being "substituted" or "optionally 20 substituted", then those groups can also be substituted by one or more of the above enumerated substituents.

Certain substituents are generally preferred. For example, Z is preferably a bond or $-NR_5-$; and R_1 is preferably C_{1-4} alkyl, aryl, or substituted aryl. Preferred R_2 groups include alkyl groups having 1 to 4 carbon atoms (i.e., methyl, ethyl, propyl, isopropyl, n- 25 butyl, sec-butyl, isobutyl, and tert-butyl), methoxyethyl, ethoxymethyl, and cyclopropylmethyl. R_3 and R_4 are preferably methyl. One or more of these preferred substituents, if present, can be present in the compounds of the invention in any combination.

The invention is inclusive of the compounds described herein in any of their 30 pharmaceutically acceptable forms, including isomers such as diastereomers and enantiomers, salts, solvates, polymorphs, and the like. In particular, if a compound is

optically active, the invention specifically includes each of the compound's enantiomers as well as racemic mixtures of the enantiomers.

Pharmaceutical Compositions and Biological Activity

5 Pharmaceutical compositions of the invention contain a therapeutically effective amount of a compound of the invention as described above in combination with a pharmaceutically acceptable carrier.

 The term "a therapeutically effective amount" means an amount of the compound sufficient to induce a therapeutic effect, such as cytokine induction, antitumor activity,
10 and/or antiviral activity. Although the exact amount of active compound used in a pharmaceutical composition of the invention will vary according to factors known to those of skill in the art, such as the physical and chemical nature of the compound, the nature of the carrier, and the intended dosing regimen, it is anticipated that the compositions of the invention will contain sufficient active ingredient to provide a dose of about 100 ng/kg to
15 about 50 mg/kg, preferably about 10 µg/kg to about 5 mg/kg, of the compound to the subject. Any of the conventional dosage forms may be used, such as tablets, lozenges, parenteral formulations, syrups, creams, ointments, aerosol formulations, transdermal patches, transmucosal patches and the like.

 The compounds of the invention can be administered as the single therapeutic
20 agent in the treatment regimen, or the compounds of the invention may be administered in combination with one another or with other active agents, including additional immune response modifiers, antivirals, antibiotics, antibodies, proteins, peptides, oligonucleotides, etc.

 The compounds of the invention have been shown to induce the production of
25 certain cytokines in experiments performed according to the tests set forth below. These results indicate that the compounds are useful as immune response modifiers that can modulate the immune response in a number of different ways, rendering them useful in the treatment of a variety of disorders.

 Cytokines whose production may be induced by the administration of compounds
30 according to the invention generally include interferon-α (IFN-α) and/or tumor necrosis factor-α (TNF-α) as well as certain interleukins (IL). Cytokines whose biosynthesis may be induced by compounds of the invention include IFN-α, TNF-α, IL-1, IL-6, IL-10 and

IL-12, and a variety of other cytokines. Among other effects, these and other cytokines can inhibit virus production and tumor cell growth, making the compounds useful in the treatment of viral diseases and tumors. Accordingly, the invention provides a method of inducing cytokine biosynthesis in an animal comprising administering an effective amount of a compound or composition of the invention to the animal.

Certain compounds of the invention have been found to preferentially induce the expression of IFN- α in a population of hematopoietic cells such as PBMCs (peripheral blood mononuclear cells) containing pDC2 cells (precursor dendritic cell-type 2) without concomitant production of significant levels of inflammatory cytokines.

In addition to the ability to induce the production of cytokines, the compounds of the invention affect other aspects of the innate immune response. For example, natural killer cell activity may be stimulated, an effect that may be due to cytokine induction. The compounds may also activate macrophages, which in turn stimulates secretion of nitric oxide and the production of additional cytokines. Further, the compounds may cause proliferation and differentiation of B-lymphocytes.

Compounds of the invention also have an effect on the acquired immune response. For example, although there is not believed to be any direct effect on T cells or direct induction of T cell cytokines, the production of the T helper type 1 (Th1) cytokine IFN- γ is induced indirectly and the production of the T helper type 2 (Th2) cytokines IL-4, IL-5 and IL-13 are inhibited upon administration of the compounds. This activity means that the compounds are useful in the treatment of diseases where upregulation of the Th1 response and/or downregulation of the Th2 response is desired. In view of the ability of compounds of the invention to inhibit the Th2 immune response, the compounds are expected to be useful in the treatment of atopic diseases, e.g., atopic dermatitis, asthma, allergy, allergic rhinitis; systemic lupus erythematosus; as a vaccine adjuvant; and possibly as a treatment for recurrent fungal diseases and chlamydia.

The immune response modifying effects of the compounds make them useful in the treatment of a wide variety of conditions. Because of their ability to induce the production of cytokines such as IFN- α and/or TNF- α , the compounds are particularly useful in the treatment of viral diseases and tumors. This immunomodulating activity suggests that compounds of the invention are useful in treating diseases such as, but not limited to, viral diseases including genital warts; common warts; plantar warts; Hepatitis

B; Hepatitis C; Herpes Simplex Virus Type I and Type II; molluscum contagiosum; variola, particularly variola major; HIV; CMV; VZV; rhinovirus; adenovirus; coronavirus; influenza; and para-influenza; intraepithelial neoplasias such as cervical intraepithelial neoplasia; human papillomavirus (HPV) and associated neoplasias; fungal diseases, e.g. candida, aspergillus, and cryptococcal meningitis; neoplastic diseases, e.g., basal cell carcinoma, hairy cell leukemia, Kaposi's sarcoma, renal cell carcinoma, squamous cell carcinoma, myelogenous leukemia, multiple myeloma, melanoma, non-Hodgkin's lymphoma, cutaneous T-cell lymphoma, and other cancers; parasitic diseases, e.g. pneumocystis carinii, cryptosporidiosis, histoplasmosis, toxoplasmosis, trypanosome infection, and leishmaniasis; and bacterial infections, e.g., tuberculosis, and mycobacterium avium. Additional diseases or conditions that can be treated using the compounds of the invention include actinic keratosis; eczema; eosinophilia; essential thrombocythaemia; leprosy; multiple sclerosis; Ommen's syndrome; discoid lupus; Bowen's disease; Bowenoid papulosis; alopecia areata; the inhibition of Keloid formation after surgery and other types of post-surgical scars. In addition, these compounds could enhance or stimulate the healing of wounds, including chronic wounds. The compounds may be useful for treating the opportunistic infections and tumors that occur after suppression of cell mediated immunity in, for example, transplant patients, cancer patients and HIV patients.

An amount of a compound effective to induce cytokine biosynthesis is an amount sufficient to cause one or more cell types, such as monocytes, macrophages, dendritic cells and B-cells to produce an amount of one or more cytokines such as, for example, IFN- α , TNF- α , IL-1, IL-6, IL-10 and IL-12 that is increased over the background level of such cytokines. The precise amount will vary according to factors known in the art but is expected to be a dose of about 100 ng/kg to about 50 mg/kg, preferably about 10 μ g/kg to about 5 mg/kg. The invention also provides a method of treating a viral infection in an animal and a method of treating a neoplastic disease in an animal comprising administering an effective amount of a compound or composition of the invention to the animal. An amount effective to treat or inhibit a viral infection is an amount that will cause a reduction in one or more of the manifestations of viral infection, such as viral lesions, viral load, rate of virus production, and mortality as compared to untreated control animals. The precise amount that is effective for such treatment will vary according to

factors known in the art but is expected to be a dose of about 100 ng/kg to about 50 mg/kg, preferably about 10 µg/kg to about 5 mg/kg. An amount of a compound effective to treat a neoplastic condition is an amount that will cause a reduction in tumor size or in the number of tumor foci. Again, the precise amount will vary according to factors known in the art but is expected to be a dose of about 100 ng/kg to about 50 mg/kg, preferably about 10 µg/kg to about 5 mg/kg.

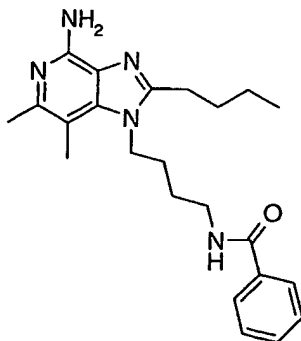
The invention is further described by the following examples, which are provided for illustration only and are not intended to be limiting in any way.

In the examples below some of the compounds were purified by preparative high performance liquid chromatography using a Waters Fraction Lynx automated purification system. The prep HPLC fractions were analyzed using a Micromass LC-TOFMS and the appropriate fractions were combined and centrifuge evaporated to provide the trifluoroacetate salt of the desired compound. Column: Phenomenex Luna C18(2), 21.2 x 50 mm, 10 micron particle size, 100Å pore; flow rate: 25 mL/min.; non-linear gradient elution from 5-95% B in 12 min, then hold at 95% B for 2 min., where A is 0.05% trifluoroacetic acid/water and B is 0.05% trifluoroacetic acid/acetonitrile; fraction collection by mass-selective triggering.

20

Example 1

N-[4-(4-Amino-2-butyl-6,7-dimethyl-1*H*-imidazo[4,5-*c*]pyridin-1-yl)butyl]benzamide



Part A

Triethylamine (16.8 mL, 123.8 mmol) was added to a suspension of 4-hydroxy-5,6-dimethyl-3-nitro-2(1H)-pyridone (7.6 g, 41.2 mmol) in dichloromethane (200 mL). The resulting mixture was cooled in an ice bath. Triflic anhydride (13.7 mL, 82.5 mmol) was added and the reaction mixture was stirred for 30 minutes. Mono-*tert*-butoxycarbonyl-1,4-butyldiamine (7.6 g, 41.2 mmol) was added in a single portion and the reaction mixture was allowed to warm to ambient temperature. After 1 hour the reaction mixture was washed with aqueous 1% sodium carbonate (2 X 100 mL), dried over magnesium sulfate and then concentrated under reduced pressure to provide crude product. This material was dissolved in dichloromethane and loaded onto a layer of silica gel. The silica gel was eluted first with dichloromethane to remove some impurities and then with 2-5% ethyl acetate in dichloromethane to recover the desired product. The fractions containing product were combined and then concentrated under reduced pressure to provide 12 g of 4-({4-[(*tert*-butoxycarbonyl)amino]butyl}amino)-5,6-dimethyl-3-nitropyridin-2-yl trifluoromethanesulfonate as a light yellow oil.

Part B

The material from Part A was combined with triethylamine (2.5 g, 24.7 mmol), dibenzylamine (4.8 g, 24.7 mmol), and toluene (150 mL) and then heated at reflux for 4 hours. The reaction mixture was washed with aqueous 1% sodium carbonate and then concentrated under reduced pressure to provide crude product. This material was dissolved in dichloromethane and loaded onto silica gel. The silica gel was eluted with 2-20% ethyl acetate in dichloromethane. The fractions containing product were combined and then concentrated under reduced pressure to provide ~13 g of *tert*-butyl 4-{{2-(dibenzylamino)-5,6-dimethyl-3-nitropyridin-4-yl}amino}butylcarbamate.

Part C

Sodium borohydride (1.4 g, 36 mmol) was slowly added to a solution of nickel chloride hydrate (2.9 g, 12.3 mmol) in methanol and the resulting mixture was stirred for 30 minutes. A solution of the material from Part B in methanol was added in a single portion. Sodium borohydride was slowly added until the foaming was colorless. The reaction mixture was filtered. The filtrate was concentrated under reduced pressure. The resulting residue was combined with dichloromethane and the mixture was filtered to remove salts. The filtrate was concentrated under reduced pressure to provide ~12 g of

tert-butyl 4-([3-amino-2-(dibenzylamino)-5,6-dimethylpyridin-4-yl]amino)butylcarbamate.

Part D

Valeryl chloride (3 mL, 24.7 mmol) was added to a solution of the material from
5 Part C in acetonitrile (200 mL). The reaction mixture was stirred at ambient temperature. The reaction mixture was concentrated under reduced pressure. The residue was combined with ethanol and triethylamine (5 g, 49 mmol.). The reaction mixture was heated at reflux overnight and then concentrated under reduced pressure. The resulting residue was partitioned between dichloromethane and water. The dichloromethane layer
10 was separated and then loaded onto a silica gel column. The column was eluted with 9:90:1 ethyl acetate:dichloromethane: methanol. The fractions containing product were combined and then concentrated under reduced pressure to provide 6.5 g of *tert*-butyl 4-[2-butyl-4-(dibenzylamino)-6,7-dimethyl-1*H*-imidazo[4,5-*c*]pyridin-1-yl]butylcarbamate as an oil.

15 Part E

Triflic acid (16g, 107 mmol) was added to a solution of the material from Part D (6.5g, 11.4 mmol) in dichloromethane (250 mL). The resulting mixture was stirred overnight. Ammonium hydroxide (50 mL) and water (100 mL) were added and the
20 resulting mixture was stirred for 30 minutes. The layers were separated and the aqueous fraction was extracted with dichloromethane (100 mL). The organic fractions were combined, washed with 1% aqueous sodium carbonate, washed with brine and concentrated under reduced pressure. The residue was combined with methanol (30 mL), stirred for 30 minutes and filtered. The filtrate was concentrated under reduced pressure and the resulting residue was combined with 1% aqueous sodium carbonate and stirred.
25 The mixture was extracted with hexane to remove organic impurities. The aqueous layer contained an insoluble oil that was extracted with dichloromethane. The organic layer was combined with magnesium sulfate, stirred for 5 minutes and filtered. The filtrate was concentrated under reduced pressure to provide a solid which was recrystallized from
30 toluene to provide 1g of 1-(4-aminobutyl)-2-butyl-6,7-dimethyl-1*H*-imidazo[4,5-*c*]pyridin-4-amine.

Part F

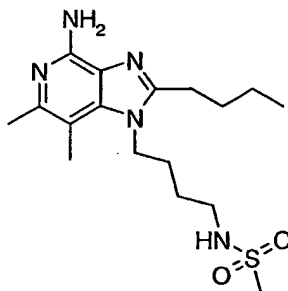
Triethylamine (0.07 mL, 0.5 mmol) was added to a solution of 1-(4-aminobutyl)-2-butyl-6,7-dimethyl-1*H*-imidazo[4,5-*c*]pyridin-4-amine (150 mg, 0.5 mmol) in dichloromethane (150 mL). The reaction mixture was cooled in an ice bath. Benzoyl chloride (0.07 mL, 0.5 mmol) was added and the reaction mixture was removed from the ice bath. The reaction mixture was washed twice with water and then concentrated under reduced pressure. The resulting residue was purified by flash chromatography eluting with 10% methanol in dichloromethane to provide an oily brown material. This material was dissolved in a minimum amount of isopropanol and then ethanesulfonic acid (55 mg, 0.5 mmol) was added with stirring. The reaction mixture was stirred at ambient temperature for ~1 hour and then heated briefly in a sand bath until it became homogeneous. The solution was allowed to cool to ambient temperature and then was chilled in an ice bath. The resulting precipitate was isolated by filtration to provide 111 mg of *N*-[4-(4-amino-2-butyl-6,7-dimethyl-1*H*-imidazo[4,5-*c*]pyridin-1-yl)butyl]benzamide as a crystalline solid, m.p. 127.8-128.8°C.

Analysis: Calculated for C₂₃H₃₁N₅O: %C, 70.20; %H, 7.94; %N, 17.80; Found: %C, 69.82; %H, 7.70; %N, 17.68.

20

Example 2

N-[4-(4-Amino-2-butyl-6,7-dimethyl-1*H*-imidazo[4,5-*c*]pyridin-1-yl)butyl]methanesulfonamide



25

Triethylamine (0.07 mL, 0.5 mmol) was added to a solution of 1-(4-aminobutyl)-2-butyl-6,7-dimethyl-1*H*-imidazo[4,5-*c*]pyridin-4-amine (150 mg, 0.5 mmol) in dichloromethane (160 mL). The reaction mixture was cooled in an ice bath.

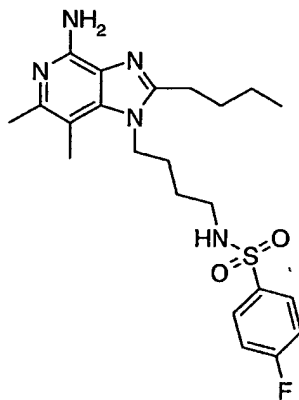
Methanesulfonic anhydride (90 mg, 0.5 mmol) was added and the reaction mixture was removed from the ice bath. The reaction mixture was stirred for 35 minutes. The reaction mixture was washed three times with water, concentrated under reduced pressure, and triturated with a minimum volume of methyl acetate. The resulting crystalline solid was isolated by filtration and then dried in an Abderhalden drying apparatus to provide 94 mg of *N*-[4-(4-amino-2-butyl-6,7-dimethyl-1*H*-imidazo[4,5-*c*]pyridin-1-yl)butyl]methanesulfonamide, m.p. 130.0-130.5°C

Analysis: Calculated for C₁₇H₂₉N₅O₂S: %C, 55.56; %H, 7.95; %N, 19.06; Found: %C, 55.37; %H, 7.89; %N, 18.03.

10

Example 3

N-[4-(4-Amino-2-butyl-6,7-dimethyl-1*H*-imidazo[4,5-*c*]pyridin-1-yl)butyl]-4-fluorobenzenesulfonamide Hydrate



15

Triethylamine (0.07 mL, 0.5 mmol) was added to a solution of 1-(4-aminobutyl)-2-butyl-6,7-dimethyl-1*H*-imidazo[4,5-*c*]pyridin-4-amine (150 mg, 0.5 mmol) in dichloromethane (150 mL). The reaction mixture was cooled in an ice bath. 4-Fluorobenzenesulfonyl chloride (113 mg, 0.5 mmol) was added and the reaction mixture was removed from the ice bath. The reaction mixture was stirred at ambient temperature for 48 hours. The reaction mixture was washed with water (2 X 150 mL) and then concentrated under reduced pressure. The resulting residue was recrystallized from methyl acetate and then dried in an Abderhalden drying apparatus to provide 50 mg of *N*-

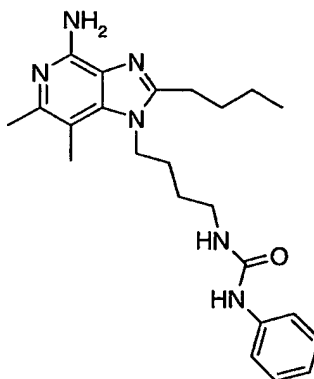
20

[4-(4-amino-2-butyl-6,7-dimethyl-1*H*-imidazo[4,5-*c*]pyridin-1-yl)butyl]-4-fluorobenzenesulfonamide hydrate as a white crystalline solid, m.p. 133.1-133.7°C.
Analysis: Calculated for $C_{22}H_{30}FN_5O_2S \cdot H_2O$: %C, 56.75; %H, 6.93; %N, 15.04; Found: %C, 56.99; %H, 6.58; %N, 15.24.

5

Example 4

N-[4-(4-Amino-2-butyl-6,7-dimethyl-1*H*-imidazo[4,5-*c*]pyridin-1-yl)butyl]-*N'*-phenylurea



10

Phenylisocyanate (0.056 mL, 0.5 mmol) was added to a chilled solution of 1-(4-aminobutyl)-2-butyl-6,7-dimethyl-1*H*-imidazo[4,5-*c*]pyridin-4-amine (150 mg, 0.5 mmol) in dichloromethane (150 mL). The ice bath was removed. A white precipitate formed after 5 minutes. The reaction mixture was allowed to stir for 30 minutes and then it was concentrated under reduced pressure to provide an off-white crystalline solid. This material was isolated by filtration using a small amount of diethyl ether to transfer the material to the filter and then dried in an Abderhalden drying apparatus to provide 185 mg of *N*-[4-(4-amino-2-butyl-6,7-dimethyl-1*H*-imidazo[4,5-*c*]pyridin-1-yl)butyl]-*N'*-phenylurea, m.p. 195.8-196.8°C.

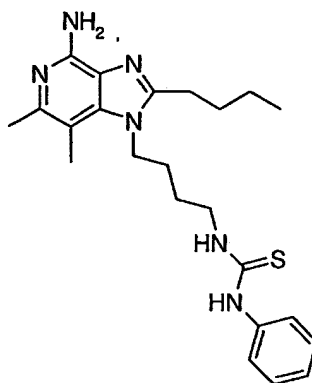
15

20

Analysis: Calculated for $C_{23}H_{32}N_6O$: %C, 67.62; %H, 7.89; %N, 20.57; Found: %C, 66.84; %H, 7.71; %N, 20.54.

Example 5

N-[4-(4-Amino-2-butyl-6,7-dimethyl-1*H*-imidazo[4,5-*c*]pyridin-1-yl)butyl]-*N'*-phenylthiourea Hydrate



5

Using the method of Example 4, 1-(4-aminobutyl)-2-butyl-6,7-dimethyl-1*H*-imidazo[4,5-*c*]pyridin-4-amine (100 mg, 0.35 mmol) was reacted with phenylisothiocyanate (0.041 mL, 0.35 mmol) to provide 97 mg of *N*-[4-(4-amino-2-butyl-6,7-dimethyl-1*H*-imidazo[4,5-*c*]pyridin-1-yl)butyl]-*N'*-phenylthiourea hydrate as a white crystalline solid, m.p. 160.0-160.8°C.

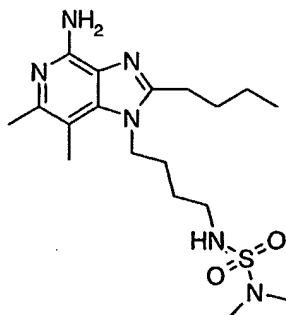
10

Analysis: Calculated for $C_{23}H_{32}N_6S \cdot H_2O$: %C, 62.41; %H, 7.74; %N, 18.99; Found: %C, 62.39; %H, 7.47; %N, 18.52.

15

Example 6

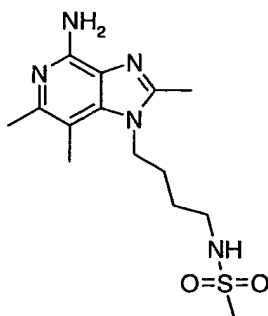
N-[4-(4-Amino-2-butyl-6,7-dimethyl-1*H*-imidazo[4,5-*c*]pyridin-1-yl)butyl]-*N,N*-dimethylsulfamide



Triethylamine (0.031 mL, 0.23 mmol) was added to a solution of 1-(4-aminobutyl)-2-butyl-6,7-dimethyl-1*H*-imidazo[4,5-*c*]pyridin-4-amine (67 mg, 0.23 mmol) in dichloromethane (45 mL). The reaction mixture was cooled in an ice bath. Dimethylsulfamoyl chloride (0.025 mL, 0.23 mmol) was added. The reaction mixture was removed from the ice bath. The reaction mixture was allowed to stir at ambient temperature for ~113 hours. Analysis by HPLC indicated that the reaction was not complete. The dichloromethane was removed under reduced pressure. 1,2-Dichloroethane (50 mL) was added and the reaction mixture was heated to 60°C. After 3 hours, more dimethylsulfamoyl chloride (2.5 μ L) was added and heating was continued. After 22 hours the reaction temperature was raised to reflux and the reaction mixture was refluxed for 100 hours. The reaction mixture was extracted twice with water. The aqueous fractions were combined and concentrated under reduced pressure. The resulting residue was recrystallized from methyl acetate to provide 10 mg of *N*-[4-(4-amino-2-butyl-6,7-dimethyl-1*H*-imidazo[4,5-*c*]pyridin-1-yl)butyl]-*N,N*-dimethylsulfamide as an off-white crystalline solid, m.p. 129.5-131°C. $M/Z = 397.1 (M + H)^+$.

Example 7

N-[4-(4-amino-2,6,7-trimethyl-1*H*-imidazo[4,5-*c*]pyridin-1-yl)butyl]methanesulfonamide



20

Part A

A mixture of 5,6-dimethyl-3-nitropyridine-2,4-diol (60.0 g, 326 mmol) and phosphorus oxychloride (600 mL) was heated at reflux for 2 hrs. The reaction mixture was concentrated under reduced pressure. The resulting residue was combined with ethyl acetate (300 mL) and then filtered. The filtrate was washed with aqueous sodium

25

bicarbonate solution. The layers were separated and aqueous layer was extracted twice with ethyl acetate. The organic layers were combined, dried with magnesium sulfate and then concentrated under reduced pressure to provide a brown solid. This material was purified by chromatography (silica gel eluting with 60/40 ethyl acetate/hexanes) to provide
5 55 g of 2,4-dichloro-5,6-dimethyl-3-nitropyridine.

Part B

Tert-butyl 4-aminobutylcarbamate (60 g, 339 mmol) was slowly added to a mixture of 2,4-dichloro-5,6-dimethyl-3-nitropyridine (50 g, 226 mmol), anhydrous *N,N*-dimethylformamide (500 mL) and triethylamine (50 mL, 339 mmol). The reaction
10 mixture was allowed to stir overnight and then it was concentrated under reduced pressure to provide an oil. The oil was dissolved in ethyl acetate and then washed with water. The organic layer was dried over magnesium sulfate and then concentrated under reduced pressure to provide a dark oil. This material was purified by column chromatography (silica gel eluting with 40/60 ethyl acetate/hexanes) to provide 64.5 g of *tert*-butyl 4-(2-
15 chloro-5,6-dimethyl-3-nitropyridin-4-yl)butylcarbamate as a bright orange oil which solidified on standing.

Part C

A solution of phenol (18.50 g, 196 mmol) in diglyme (50 mL) was slowly added dropwise to a chilled (0°C) suspension of sodium hydride (8.28 g of 60% in mineral oil,
20 207 mmol) in diglyme (50 mL). After 1 hr gas evolution ceased. A solution of *tert*-butyl 4-(2-chloro-5,6-dimethyl-3-nitropyridin-4-yl)butylcarbamate (68.95 g, 185 mmol) in diglyme (200 mL) was slowly added dropwise to the reaction mixture. After the addition was complete the reaction mixture was heated at reflux for 4 hrs. The reaction mixture was concentrated under reduced pressure to provide a black oil. The oil was dissolved in
25 ethyl acetate and then extracted with 1N sodium hydroxide to remove excess phenol. The organic layer was dried over magnesium sulfate and then concentrated under reduced pressure. The residue was purified by chromatography (silica gel eluting with 30/70 ethyl acetate/hexanes) to provide 40.67 g of *tert*-butyl 4-[(2,3-dimethyl-5-nitro-6-phenoxypyridin-4-yl)amino]butylcarbamate as an orange oil.

30 Part D

Tert-butyl 4-[(2,3-dimethyl-5-nitro-6-phenoxypyridin-4-yl)amino]butylcarbamate (9.17 g, 21.3 mmol), toluene (50 mL), isopropanol (5 mL) and 5% platinum on carbon (7.0

g) were combined and maintained under hydrogen pressure (50 psi, 3.5 Kg/cm²) overnight on a Parr apparatus. The catalyst was removed by filtration and the filtrate was concentrated under reduced pressure. The resulting brown oil was dried under high vacuum to provide 7.47 g of *tert*-butyl 4-[(3-amino-5,6-dimethyl-2-phenoxy-4-yl)amino]butylcarbamate.

Part E

A mixture of the material from Part D, triethyl orthoacetate (3.59 mL, 19.58 mmol), anhydrous toluene (75 mL) and pyridine hydrochloride (0.75 g) was heated at reflux for 1 hour and then concentrated under reduced pressure to provide a brown oil. The oil was dissolved in ethyl acetate and then washed with water (X2), washed with brine, dried over magnesium sulfate and then concentrated under reduced pressure to provide 6.74 g of *tert*-butyl 4-(2,6,7-trimethyl-4-phenoxy-1*H*-imidazo[4,5-*c*]pyridin-1-yl)butylcarbamate as a brown oil.

Part F

A solution of *tert*-butyl 4-(2,6,7-trimethyl-4-phenoxy-1*H*-imidazo[4,5-*c*]pyridin-1-yl)butylcarbamate (6.70 g, 15.8 mmol) in dichloromethane (50 mL) was slowly added to a chilled (0°C) mixture of trifluoroacetic acid (60 mL) and dichloromethane (100 mL). The reaction mixture was allowed to warm to ambient temperature and then left overnight. The reaction mixture was concentrated under reduced pressure to provide a brown oil. The oil was dissolved in dichloromethane and the solution was made basic (pH 14) with 5% aqueous sodium hydroxide. The layers were separated and the aqueous layer was extracted with dichloromethane. The organic layers were combined, dried over magnesium sulfate and then concentrated under reduced pressure to provide 4.50 g of 4-(2,6,7-trimethyl-4-phenoxy-1*H*-imidazo[4,5-*c*]pyridin-1-yl)butylamine as a brown oil.

Part G

A mixture of the material from Part F, triethylamine (2.0 mL, 14.6 mmol) and anhydrous acetonitrile (450 mL) was heated until a homogeneous solution was obtained. Methanesulfonic anhydride (2.54 g, 14.6 mmol) was slowly added to the reaction mixture. The reaction was judged to be complete in 10 minutes. The reaction mixture was concentrated under reduced pressure to provide a brown oil. The oil was dissolved in dichloromethane and was washed with 5% aqueous sodium hydroxide. The aqueous layer was separated and then extracted with dichloromethane. The organic layers were

combined, dried over magnesium sulfate and then concentrated under reduced pressure to provide a brown solid. This material was purified by column chromatography (silica gel eluting with 95/5 dichloromethane/methanol) to provide 4.49 g of *N*-[4-(2,6,7-trimethyl-4-phenoxy-1*H*-imidazo[4,5-*c*]pyridin-1-yl)butyl]methanesulfonamide as a light brown solid.

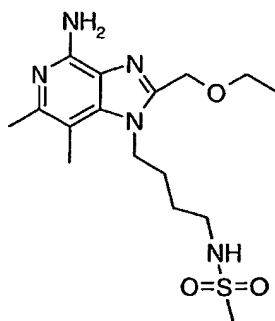
5 Part H

N-[4-(2,6,7-trimethyl-4-phenoxy-1*H*-imidazo[4,5-*c*]pyridin-1-yl)butyl]methanesulfonamide (4.20 g, 10.4 mmol) and ammonium acetate (42 g) were combined and then heated in a sealed tube at 150°C for 36 hrs. The reaction mixture was allowed to cool and then it was dissolved in chloroform. The solution was extracted with
10 10 % aqueous sodium hydroxide solution. The aqueous layer was separated and then extracted multiple times with chloroform. The organic layers were combined, dried over magnesium sulfate and then concentrated under reduced pressure to provide a yellow oil. The oil was dissolved in methanol and combined with 1M hydrochloric acid in diethyl ether (10.4 mL). The resulting white precipitate was isolated by filtration and dried. The
15 solid was dissolved in water and the solution was adjusted to pH 10 with solid sodium carbonate. The resulting white precipitate was isolated by filtration, washed with diethyl ether and then dried in a vacuum oven at 80°C to provide 2.00 g of *N*-[4-(4-amino-2,6,7-trimethyl-1*H*-imidazo[4,5-*c*]pyridin-1-yl)butyl]methanesulfonamide, m.p. 228-230°C. Analysis: Calculated for C₁₄H₂₃N₅O₂S: %C, 51.67; %H, 7.12; %N, 21.52; Found: %C, 51.48; %H, 6.95; %N, 21.51.

20

Example 8

N-{4-[4-amino-2-(ethoxymethyl)-6,7-dimethyl-1*H*-imidazo[4,5-*c*]pyridin-1-yl]butyl}methanesulfonamide



25

Part A

Triethylamine (3.3 mL, 23.7 mmol) was added to a chilled (0°C) mixture of *tert*-butyl 4-[(3-amino-5,6-dimethyl-2-phenoxy-pyridin-4-yl)amino]butylcarbamate (8.60 g, 21.5 mmol) and anhydrous dichloromethane (200 mL). Ethoxyacetyl chloride (2.76 g, 22.5 mmol) was added. After one hour the reaction mixture was allowed to warm to ambient temperature and stirred for 2 hours. The reaction mixture was concentrated under reduced pressure to provide *tert*-butyl 4-({3-[(ethoxyacetyl)amino]-5,6-dimethyl-2-phenoxy-pyridin-4-yl}amino)butylcarbamate as a brown oil. The oil was combined with pyridine (130 mL) and heated at reflux overnight. The reaction mixture was concentrated under reduced pressure to provide a brown oil. The oil was dissolved in dichloromethane and was washed with water. The organic layer was dried over magnesium sulfate and then concentrated under reduced pressure. The residue was dissolved in diethyl ether and then concentrated under reduced pressure to provide 8.21 g of *tert*-butyl 4-[2-(ethoxymethyl)-6,7-dimethyl-4-phenoxy-1*H*-imidazo[4,5-*c*]pyridin-1-yl]butylcarbamate.

Part B

Using the method of Part F of Example 7, the material from Part A was hydrolyzed to provide 5.76 g of 4-[2-(ethoxymethyl)-6,7-dimethyl-4-phenoxy-1*H*-imidazo[4,5-*c*]pyridin-1-yl]butan-1-amine as a brown oil.

Part C

Using the method of Part G of Example 7, 4-[2-(ethoxymethyl)-6,7-dimethyl-4-phenoxy-1*H*-imidazo[4,5-*c*]pyridin-1-yl]butan-1-amine (5.52 g, 15.0 mmol) was reacted with methanesulfonic anhydride (2.74 g, 15.7 mmol) to provide 6.26 g of *N*-{4-[2-(ethoxymethyl)-6,7-dimethyl-4-phenoxy-1*H*-imidazo[4,5-*c*]pyridin-1-yl]butyl}methanesulfonamide as a brown solid.

Part D

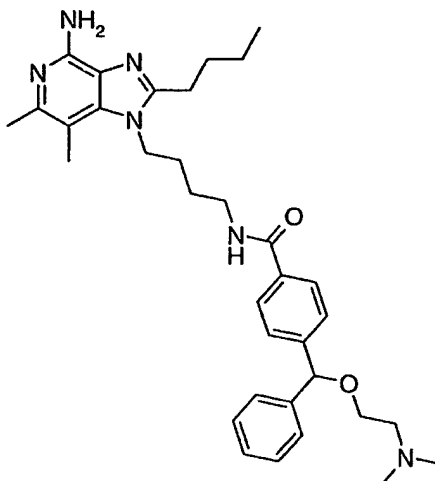
Using the general method of Part H of Example 7, *N*-{4-[2-(ethoxymethyl)-6,7-dimethyl-4-phenoxy-1*H*-imidazo[4,5-*c*]pyridin-1-yl]butyl}methanesulfonamide (5.86 g, 13.1 mmol) was aminated to provide 1.58 g of *N*-{4-[4-amino-2-(ethoxymethyl)-6,7-dimethyl-1*H*-imidazo[4,5-*c*]pyridin-1-yl]butyl}methanesulfonamide as a white solid, m.p. 165-167°C.

Analysis: Calculated for C₁₆H₂₇N₅O₃S: %C, 52.01; %H, 7.37; %N, 18.95; Found: %C, 51.83; %H, 7.39; %N, 18.88.

Example 9

N-[4-(4-Amino-2-butyl-6,7-dimethyl-1*H*-imidazo[4,5-*c*]pyridin-1-yl)butyl]-4-
[[2-(dimethylamino)ethoxy](phenyl)methyl]benzamide

5



Part A

10

Under a nitrogen atmosphere, 4-(2-butyl-6,7-dimethyl-4-phenoxy-1*H*-imidazo[4,5-*c*]pyridin-1-yl)butan-1-amine (122 mg, 0.33 mmol) was dissolved in dichloromethane and triethylamine (0.093 mL, 0.67 mmol). The solution was cooled in an ice-water bath and 4-
[[2-(dimethylamino)ethoxy](phenyl)methyl]benzoyl chloride (106 mg, 0.33 mmol) was
15 dissolved/slurried in dichloromethane and added dropwise. The ice bath was removed and the reaction was stirred for an additional 16 hours. The reaction was quenched with 10% aqueous sodium carbonate. The phases were separated and the aqueous fraction was extracted with dichloromethane. The organic fractions were combined, washed with water followed by brine, dried (Na₂SO₄), decanted and evaporated to yield a yellow oil.

20

Purification by flash column chromatography (silica gel, 92:8 dichloromethane/methanol gradient to 95:5 dichloromethane/methanol) provided 101 mg of N-[4-(2-butyl-6,7-dimethyl-4-phenoxy-1*H*-imidazo[4,5-*c*]pyridin-1-yl)butyl]-4-[[2-(dimethylamino)ethoxy](phenyl)methyl]benzamide as a pale yellow solid. The product was determined to be 97+% pure by HPLC.

25

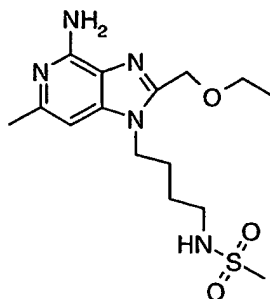
MS(CI): 648 (M+H).

Part B

N-[4-(2-Butyl-6,7-dimethyl-4-phenoxy-1*H*-imidazo[4,5-*c*]pyridin-1-yl)butyl]-4-
[[2-(dimethylamino)ethoxy](phenyl)methyl]benzamide (101 mg, 0.16 mmol) and
ammonium acetate (1.1 g) were placed into a pressure tube along with a stir bar. The tube
5 was sealed and heated at 150°C for 16 hours. The reaction was cooled to room
temperature and diluted with water. The resulting cloudy aqueous mixture was made
basic with 10% aqueous sodium hydroxide and extracted with chloroform (3 x 25mL).
The combined organic fractions were washed with water followed by brine, dried
(Na_2SO_4), decanted and evaporated to provide a yellow oil. Purification by flash column
10 chromatography (silica gel, 95:5 dichloromethane/methanol gradient to 9:1
dichloromethane/methanol and finally 94:5:1 dichloromethane/methanol/triethylamine)
provided 14 mg of N-[4-(4-amino-2-butyl-6,7-dimethyl-1*H*-imidazo[4,5-*c*]pyridin-1-
yl)butyl]-4-[[2-(dimethylamino)ethoxy](phenyl)methyl]benzamide as a yellow oil.
 $^1\text{H-NMR}$ (500 MHz, DMSO-d_6) δ 8.41 (t, $J = 5.5$ Hz, 1H), 7.76 (d, $J = 8.3$ Hz, 2H); 7.43
15 (d, $J = 8.3$, 2H), 7.37-7.31 (m, 4H), 7.26-7.22 (m, 1H), 5.84 (bs, 2H), 5.52 (s, 1H), 4.22 (t,
 $J = 7.7$ Hz, 2H), 3.49 (t, $J = 5.8$ Hz, 2H), 3.29 (dd, $J = 6.4, 12.4$ Hz, 2H), 2.76 (t, $J = 7.7$
Hz, 2H), 2.58 (t, $J = 5.7$ Hz, 2H), 2.32 (s, 3H), 2.27 (s, 3H), 2.22 (s, 6H), 1.73-1.65 (m,
4H), 1.61-1.55 (m, 2H), 1.35 (sextet, $J = 7.4$ Hz, 2H), 0.86 (t, $J = 7.4$ Hz, 3H);
 $^{13}\text{C-NMR}$ (125 MHz, DMSO-d_6) δ 165.9, 153.0, 148.1, 145.4, 142.0, 138.6, 133.5,
20 128.23, 127.4, 127.3, 127.1, 126.4, 126.1, 124.5, 103.0, 82.0, 66.3, 58.0, 45.2, 43.6, 38.4,
29.3, 28.8, 26.1, 26.0, 21.7, 21.0, 13.6, 12.2.
HRMS (CI) m/e 571.3763 (M+H), (571.3761 calcd for $\text{C}_{34}\text{H}_{47}\text{N}_6\text{O}_2$, M+H).

Example 10

N-{4-[4-amino-2-(ethoxymethyl)-6-methyl-1*H*-imidazo[4,5-*c*]pyridin-1-yl]butyl}methanesulfonamide



5

Part A

A mixture of 6-methyl-3-nitropyridine-2,4-diol (50 g, 0.29 mol) and phosphorus oxychloride (500 mL) was heated at 90°C overnight. The excess phosphorus oxychloride was removed under reduced pressure. The resulting black oil was poured into water (1.8 L) and ice. This mixture was extracted with chloroform (x 8, 3L total) and filtered to remove black particulates and break up an emulsion. The combined organics were washed with 10% sodium carbonate (x 2) and brine, dried and then concentrated under reduced pressure to provide 52 g of an amber oil. This oil was recrystallized from heptane (115 mL) to provide 43.5 g of 2,4-dichloro-6-methyl-3-nitropyridine as large amber crystals.

10

Part B

A solution of *tert*-butyl 4-aminobutylcarbamate (32.12 g, 170.6 mmol) in *N,N*-dimethylformamide (200 mL) was added over a period of 90 minutes to a solution of 2,4-dichloro-6-methyl-3-nitropyridine (35.09 g, 169.5 mmol) in *N,N*-dimethylformamide (500 mL). The reaction mixture was stirred at ambient temperature overnight. The solvent was removed by vacuum distillation using a 24/40 short path distillation head and warm water. The residue was dissolved in ethyl acetate (700 mL), washed with water (3 x 100 mL), dried over magnesium sulfate and then concentrated under reduced pressure. The crude product was purified by column chromatography (50 X 450 mm silica gel eluting with 1:1 hexane:ethyl acetate) to provide 59.90 g of *tert*-butyl 4-[(2-chloro-6-methyl-3-nitropyridin-4-yl)amino]butylcarbamate.

20

25

Part C

Phenol (9.45 g, 100 mmol) was added over a period of 10 minutes to a chilled (0°C) suspension of sodium hydride (4.24 g of 60%, 106 mmol) in anhydrous tetrahydrofuran (100 mL). The reaction mixture was allowed to stir at 0°C for 30 minutes.

5 A solution of *tert*-butyl 4-[(2-chloro-6-methyl-3-nitropyridin-4-yl)amino]butylcarbamate (33.92 g, 94.5 mmol) in anhydrous tetrahydrofuran (250 mL) was added over a period of 50 minutes while maintaining the reaction mixture at 0°C. The reaction mixture was allowed to warm to ambient temperature and stirred overnight before being concentrated under reduced pressure. The residue was dissolved in ethyl acetate (500 mL), washed

10 with 1N sodium hydroxide (300 mL), dried over magnesium sulfate and then concentrated to dryness. The crude product was purified by column chromatography (400 g silica gel eluting with 7:3 hexanes:ethyl acetate to provide 25.4 g of *tert*-butyl 4-[(6-methyl-3-nitro-2-phenoxy-pyridin-4-yl)amino]butylcarbamate.

Part D

15 A solution of the material from Part C in a mixture of toluene (300 mL) and isopropanol (33 mL) was combined with catalyst (16.68 g of 5% Pt/C) and placed under hydrogen pressure (30 psi, 2.1 Kg/cm²; recharging once) on a Parr apparatus for 5 hours. The reaction mixture was filtered to remove the catalyst and then concentrated under reduced pressure to provide 23.4 g of *tert*-butyl 4-[(3-amino-6-methyl-2-phenoxy-pyridin-

20 4-yl)amino]butylcarbamate as a dark oil.

Part E

The material from Part D was dissolved in dichloromethane (500 mL) and then cooled under a nitrogen atmosphere to 0°C. A solution of ethoxyacetyl chloride (7.9 g, 63.5 mmol) in dichloromethane (200 mL) was added over a period of 40 minutes while

25 maintaining the reaction mixture at 0°C. The reaction mixture was allowed to warm to ambient temperature and was stirred overnight. The reaction mixture was washed with water (2 x 100 mL) and brine (100 mL), dried over magnesium sulfate and then concentrated under reduced pressure to provide 26.4 g of *tert*-butyl 4-[(3-[(ethoxyacetyl)amino]-6-methyl-2-phenoxy-pyridin-4-yl)amino]butylcarbamate.

30 Part F

The material from Part E was combined with pyridine (250 mL) and pyridine hydrochloride (20.85 g, 180 mmol) and heated at reflux under a nitrogen atmosphere

overnight. The bulk of the pyridine was removed by vacuum distillation. The residue was partitioned between ethyl acetate (600 mL) and water (300 mL). The layers were separated. The organic layer was washed with water (2 x 300 mL), dried over magnesium sulfate and then concentrated under reduced pressure to provide 8.17 g of *tert*-butyl 4-[2-(ethoxymethyl)-6-methyl-4-phenoxy-1*H*-imidazo[4,5-*c*]pyridin-1-yl]butylcarbamate as a dark oil. The pH of the aqueous layer was adjusted to 11 with 15% sodium hydroxide and then it was extracted with ethyl acetate (5 x 250 mL). The extracts were combined, dried over magnesium sulfate and then concentrated under reduced pressure to provide 9.46 g of 4-[2-(ethoxymethyl)-6-methyl-4-phenoxy-1*H*-imidazo[4,5-*c*]pyridin-1-yl]butan-1-amine.

10 Part G

Methane sulfonic anhydride (0.822 g, 4.72 mmol) was added over a period of 5 minutes to a solution of 4-[2-(ethoxymethyl)-6-methyl-4-phenoxy-1*H*-imidazo[4,5-*c*]pyridin-1-yl]butan-1-amine (1.5 g, 4.23 mmol) in a mixture of chloroform (35 mL) and triethylamine (0.77 mL). The reaction mixture was allowed to stir for 2.5 hours then it was washed with 1 N sodium hydroxide (10 mL), dried over magnesium sulfate and then concentrated under reduced pressure to provide 2.6 g of crude N-[4-(2-ethoxymethyl-6-methyl-4-phenoxy-1*H*-imidazo[4,5-*c*]pyridin-1-yl)butyl]methanesulfonamide.

Part H

The crude material from Part G was combined with ammonium acetate (25.37 g) and heated at 150°C in a pressure vessel for 14.5 hours. The reaction mixture was allowed to cool to ambient temperature then it was partitioned between chloroform (250 mL) and 10% sodium hydroxide. The aqueous layer was extracted with chloroform (5 x 100 mL). The combined organics were dried over magnesium sulfate and then concentrated under reduced pressure to provide a brown oil. The oil was purified by column chromatography (10 g of silica gel eluting with 2% methanol in chloroform containing 0.5% triethylamine) to provide 0.514 g of product. This material was dissolved in hot chloroform, treated with activated carbon, then filtered and concentrated under reduced pressure to provide 0.37 g of N-{4-[4-amino-2-(ethoxymethyl)-6-methyl-1*H*-imidazo[4,5-*c*]pyridin-1-yl]butyl}methanesulfonamide as a solid, m.p.162-164°C.

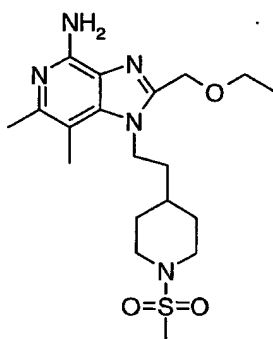
30 Analysis: Calculated for C₁₅H₂₅N₅O₃S • 0.05 HCl: %C, 50.43; %H, 7.07; %Cl, 0.50; %N, 19.60; Found: %C, 50.36; %H, 6.94; %Cl, 0.63; %N, 19.54.

^1H NMR (300 MHz, CDCl_3) δ 6.53 (s, 1 H), 5.09 (s, 2 H), 4.71 (s, 2 H), 4.55 (bs, 1 H), 4.16 (t, $J = 7.5$ Hz, 2 H), 3.58 (quartet, $J = 7.1$ Hz, 2 H), 3.16 (m, 2 H), 2.93 (s, 3 H), 2.47 (s, 3 H), 1.92 (quintet, $J = 7.5$ Hz, 2 H), 1.64 (quintet, $J = 7.2$ Hz, 2H), 1.23 (t, $J = 6.9$ Hz, 3 H);

5 MS(CI) m/e 356 (M+H)

Example 11

2-(ethoxymethyl)-6,7-dimethyl-1-{2-[1-(methylsulfonyl)piperidin-4-yl]ethyl}-1*H*-imidazo[4,5-*c*]pyridin-4-amine



10

Part A

A solution of 4-(2-aminoethyl)-1-benzylpiperidine (9.88 g, 45.2 mmol) in *N,N*-dimethylformamide was added dropwise to a solution of 2,4-dichloro-5,6-dimethyl-3-nitropyridine (10.00 g, 45.2 mmol) and triethylamine (12.6 mL, 90.5 mmol) in *N,N*-dimethylformamide (320 mL). The reaction mixture was allowed to stir at ambient temperature for about 20 hours and then it was concentrated under reduced pressure. The residue was partitioned between ethyl acetate and water. The layers were separated and the aqueous layer was extracted with ethyl acetate. The organics were combined, washed with brine, dried over sodium sulfate and then concentrated under reduced pressure to provide an orange oil. The oil was purified by flash chromatography (400 mL silica gel eluting initially with 10% ethyl acetate in hexane, then with 15% ethyl acetate in hexane and finally with 40% ethyl acetate in hexane) to provide 11.00 g of *N*-[2-(1-benzylpiperidin-4-yl)ethyl]-2-chloro-5,6-dimethyl-3-nitropyridin-4-amine.

15
20

Part B

Sodium hydride (1.196 g of 60%, 29.9 mmol) was added to a solution of phenol (2.81 g, 29.9 mol) in diglyme (40 mL). The mixture was stirred for 15 minutes after the cessation of gas evolution. A solution of *N*-[2-(1-benzylpiperidin-4-yl)ethyl]-2-chloro-5,6-dimethyl-3-nitropyridin-4-amine (10.9 g, 27.2 mmol) in hot diglyme was added to the phenoxide mixture. The reaction mixture was heated at reflux for 1.5 hours, cooled to ambient temperature, and then concentrated to remove the diglyme (60°C bath, 21 Pa). The residue was purified by column chromatography eluting first with 1% methanol in dichloromethane to elute residual diglyme and then with 5% methanol in dichloromethane to remove product. The fractions were concentrated to provide 5.91 g of *N*-[2-(1-benzylpiperidin-4-yl)ethyl]-2,3-dimethyl-5-nitro-6-phenoxy-pyridin-4-amine as an orange-brown oil which solidified on standing.

Part C

Sodium borohydride (0.727 g, 19.2 mmol) was added in portions over a period of 20 minutes to a solution of nickel(II)chloride hexahydrate (1.52 g, 6.40 mmol) in methanol. A solution of the material from Part B in methanol was added dropwise over a period of 15 minutes. More sodium borohydride (50 mg) was added. The reaction mixture was filtered through a layer of filter agent and the filter was washed with methanol. The filtrate was concentrated under reduced pressure. The residue was purified by chromatography (plug of silica gel eluting with 2% methanol in dichloromethane) to provide 4.6 g of *N*⁴-[2-(1-benzylpiperidin-4-yl)ethyl]-5,6-dimethyl-2-phenoxy-pyridine-3,4-diamine as an orange-brown oil which solidified on standing.

Part D

Ethoxyacetyl chloride (1.31 g, 10.7 mmol) was added dropwise to a solution of the material from Part C and triethylamine (1.64 mL, 13 mmol) in dichloromethane (60 mL). The reaction was stirred for about 20 hours and then concentrated under reduced pressure to provide crude *N*-(4-([2-(1-benzylpiperidin-4-yl)ethyl]amino)-5,6-dimethyl-2-phenoxy-pyridin-3-yl)-2-ethoxyacetamide. The acetamide was dissolved in pyridine (60 mL), pyridine hydrochloride (1.17 g) was added and the reaction mixture was heated at reflux for 4 hours. The reaction mixture was allowed to cool to ambient temperature and then the pyridine was removed under reduced pressure. The residue was diluted with 5% sodium carbonate (100 mL) and water (50 mL) then partitioned into dichloromethane (300

mL). The organic layer was washed with water and brine, dried over magnesium sulfate and then concentrated under reduced pressure. The residue was purified by column chromatography eluting with 2% methanol in dichloromethane to provide 5.1 g of 1-[2-(1-benzylpiperidin-4-yl)ethyl]-2-(ethoxymethyl)-6,7-dimethyl-4-phenoxy-1*H*-imidazo[4,5-
5 c]pyridine as an orange-red solid.

Part E

The material from Part D and ammonium acetate (51 g) were combined in a pressure flask (350 mL). The flask was sealed and then heated at 150°C for 24 hours followed by heating at 170°C overnight. The reaction mixture was cooled and then poured
10 into water. The resulting solution was made basic with ammonium hydroxide and then extracted with chloroform (x 2). The combined organics were washed with brine, dried over magnesium sulfate and then concentrated under reduced pressure. The residue was dissolved in isopropanol (50 mL). Ethanesulfonic acid (21 mmol) was added dropwise and the mixture was heated at reflux for 30 minutes. The reaction was allowed to cool to
15 ambient temperature overnight and then it was concentrated under reduced pressure. The resulting oily residue was dissolved in water (200 mL), extracted with dichloromethane (x 3) and then made basic (pH 14) with 10% sodium hydroxide. The aqueous layer was extracted with chloroform (x 3). The combined organics were washed with brine, dried over magnesium sulfate and then concentrated to provide a brown oil which solidified.
20 The solid was recrystallized from acetonitrile to provide 2.54 g of a tan solid. The solid was dissolved in 2% methanol in dichloromethane and loaded onto a silica gel (130 g) column. The column was eluted with 2% methanol in dichloromethane with 1% triethylamine. The fractions were concentrated to provide 2.4 g of 1-[2-(1-benzylpiperidin-4-yl)ethyl]-2-(ethoxymethyl)-6,7-dimethyl-1*H*-imidazo[4,5-*c*]pyridin-4-
25 amine as an off-white solid.

Part F

The material from Part E was dissolved in a boiling mixture of 50/50 ethanol/methanol. The solution was allowed to cool slightly and then it was added to a Parr flask containing palladium on carbon (0.60 g) that had been wetted with ethanol.
30 The flask was placed under hydrogen pressure for about 40 hours during which time an additional 1.7 g of catalyst was added. The reaction mixture was filtered through a layer of filter agent and the filter cake was washed with methanol. The filtrate was concentrated

under reduced pressure. The residue was combined with dichloromethane and then concentrated. The resulting solid was dried under high vacuum to provide 1.5 g of 2-(ethoxymethyl)-6,7-dimethyl-1-(2-piperidin-4-ylethyl)-1*H*-imidazo[4,5-*c*]pyridin-4-amine.

Part G

5 Methane sulfonic anhydride (0.161 g, 0.923 mmol) was added in a single portion to a chilled (0°C) slurry of 2-(ethoxymethyl)-6,7-dimethyl-1-(2-piperidin-4-ylethyl)-1*H*-imidazo[4,5-*c*]pyridin-4-amine (0.306 g, 0.923 mmol) in dichloromethane (10 mL). The reaction was allowed to stir overnight then more methane sulfonic anhydride (20 mg) was added. The reaction mixture was diluted with chloroform and then poured into 5% sodium hydroxide (25 mL). The organic layer was washed with water and brine, dried over magnesium sulfate and then concentrated under reduced pressure to a white solid. This material was combined with dichloromethane and hexane (4 mL) and then concentrated under reduced pressure to provide a white solid. This material was recrystallized from acetonitrile to provide 237 mg of 2-(ethoxymethyl)-6,7-dimethyl-1-*H*-imidazo[4,5-*c*]pyridin-4-amine as a white powder, m.p. 214.7°C.

15 Analysis: Calculated for C₁₉H₃₁N₅O₃S: %C, 55.72; %H, 7.63; %N, 17.10; Found: %C, 56.08; %H, 7.45; %N, 17.32.

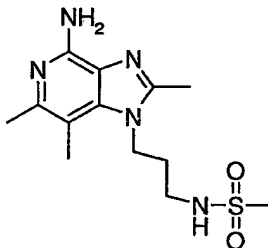
¹H NMR (300 MHz, DMSO-*d*₆) δ 5.76 (s, 2 H), 4.64 (s, 2 H), 4.35-4.29 (m, 2 H), 3.6-3.48 (m, 4 H), 2.85 (s, 3 H), 2.71 (dt, *J* = 10, 2.1 Hz, 2 H), 2.39 (s, 3 H), 2.31 (s, 3 H), 1.83 (d, *J* = 10.8 Hz, 2 H), 1.75-1.67 (m, 2 H), 1.62-1.48 (m, 1H), 1.34-1.20 (m, 2H), 1.15 (t, *J* = 7.0 Hz, 3 H);

20 ¹³C NMR (75Hz, DMSO-*d*₆) δ 149.3, 148.3, 146.4, 138.8, 124.5, 102.7, 65.2, 64.5, 45.4, 42.6, 37.7, 34.0, 32.7, 30.9, 21.9, 14.9, 12.4;

25 MS (CI) *m/e* 410.2209 (410.2226 calcd for C₁₉H₃₁N₅O₃S, M+H).

Example 12

N-[3-(4-amino-2,6,7-trimethyl-1*H*-imidazo[4,5-*c*]pyridin-1-yl)propyl]methanesulfonamide



5

Part A

A solution of *tert*-butyl 3-aminopropylcarbamate (121.39 g, 697 mmol) in *N,N*-dimethylformamide (200 mL) was slowly added to a solution of 2,4-dichloro-5,6-dimethyl-3-nitropyridine (110 g, 498 mmol) and triethylamine (104 mL, 746 mmol) in *N,N*-dimethylformamide (900 mL). After stirring at ambient temperature for 20 hours the reaction mixture was heated to 55°C. At 24 hours 0.1 equivalents of the carbamate was added. The reaction mixture was allowed to cool to ambient temperature overnight and then concentrated under reduced pressure. The residue was dissolved in ethyl acetate (3 L). The solution was divided into 3 aliquots (1 L each). Each aliquot was washed with water (2 x 1 L). The pH of the aqueous washes was adjusted to 10 with potassium carbonate and then they were extracted with ethyl acetate. All of the ethyl acetate layers were combined, dried over sodium sulfate and then concentrated under reduced pressure to provide 181 g of crude product. This material was recrystallized from acetonitrile to provide 138 g of *tert*-butyl 3-[(2-chloro-5,6-dimethyl-3-nitropyridin-4-yl)amino]propylcarbamate as a yellow solid.

15

Part B

Sodium hydride (17.23 g of 60%) was washed with hexanes to remove the mineral oil and then combined with diglyme (50 mL). Under a nitrogen atmosphere the mixture was cooled. A solution of phenol (35.82 g, 408 mmol) in diglyme (150 mL) was added dropwise. The reaction mixture was stirred for 15 minutes after the cessation of gas evolution. The material from Part A was added. The reaction mixture was heated at 62°C for several days, then the temperature was increased to 120°C and the reaction was stirred overnight. The reaction mixture was allowed to cool to ambient temperature, then it was

25

combined with water (4 L), stirred for about 4.5 hours and then allowed to stand overnight. The solids were dissolved in ethyl acetate and then filtered to remove particulates. The filtrate was concentrated under reduced pressure. The residue was dissolved in ethyl acetate (~2 L), washed with saturated potassium carbonate (3 x 2 L),
5 dried over magnesium sulfate and then concentrated under reduced pressure to provide 152.3 g of *tert*-butyl 3-[(2,3-dimethyl-5-nitro-6-phenoxy-pyridin-4-yl)amino]propylcarbamate.

Part C

A mixture of 5% Pt/C (85 g) and toluene (50 mL) was added to a solution of the
10 material from Part B in a mixture of toluene (1850 mL) and isopropanol (125 mL) in a hydrogenation flask. The flask was placed under a hydrogen atmosphere overnight. Another 22.5 g of catalyst was added and the flask was placed back on the hydrogenator. After 6 hours catalyst (40 g) and isopropanol (50 mL) were added. The flask was placed back on the hydrogenator overnight. The reaction mixture was filtered to remove the
15 catalyst. The filtrate was concentrated under reduced pressure to provide *tert*-butyl 3-[(3-amino-5,6-dimethyl-2-phenoxy-pyridin-4-yl)amino]propylcarbamate as an oil. The oil was dissolved in pyridine (1300 mL).

Part D

A portion (650 mL) of the pyridine solution from Part C was cooled in an ice bath
20 for 10 minutes. Acetyl chloride (12.65 mmol, 0.1779 mmol) was slowly added over a period of 5 minutes. The reaction mixture was removed from the ice bath and heated to reflux. The temperature was reduced to 110°C and the reaction mixture was stirred overnight. The pyridine was removed under reduced pressure. The residue was slurried with heptane and then concentrated under reduced pressure. The residue was combined
25 with ethyl acetate (1 L) and water (1 L). The pH was adjusted to 12 with 50% sodium hydroxide and the layers were separated. The organic layer was filtered to remove particulates and then concentrated under reduced pressure. The residue was purified by ethyl acetate slurry to provide 39.8 g of *tert*-butyl 3-(2,6,7-trimethyl-4-phenoxy-1*H*-imidazo[4,5-*c*]pyridin-1-yl)propylcarbamate as a light brown fluffy solid.

30 Part E

The material from Part D was combined with ammonium acetate (410 g) in a 2 L flask. A wad of paper towels was stuffed into the neck of the flask. The reaction mixture

was heated with stirring at 145°C for 20.5 hours. The reaction mixture was allowed to cool to ambient temperature, the pH was adjusted to 11 with ammonium hydroxide and the mixture was extracted with chloroform. The extract was washed with 1% sodium carbonate (7 x 1 L). The original aqueous phase and the first three washes were
5 combined, filtered to remove particulates and then concentrated to a volume of about 1 L. This solution was run overnight on a continuous extraction apparatus with chloroform. The chloroform extract was concentrated under reduced pressure to provide 27.1 g of an off-white solid. This material was slurried with methyl acetate to provide about 16.5 g of *N*-[3-(4-amino-2,6,7-trimethyl-1*H*-imidazo[4,5-*c*]pyridin-1-yl)propyl]acetamide. A
10 portion (0.5 g) was recrystallized from acetonitrile to provide about 0.3 g of the pure acetamide as a white solid, m.p. 181.4-182.1°C. Analysis: Calculated for C₁₄H₂₁N₅O • 0.50 H₂O: %C, 59.13; %H, 7.80; %N, 24.63; Found: %C, 59.08; %H, 8.00; %N, 24.73.

Part F

Concentrated hydrochloric acid (5 mL) was slowly added to a solution of *N*-[3-(4-amino-2,6,7-trimethyl-1*H*-imidazo[4,5-*c*]pyridin-1-yl)propyl]acetamide (15.94 g, 57.9
15 mmol) in absolute ethanol (100 mL). A precipitate formed immediately and the mixture thickened. Ethanol (50 mL) was added followed by the addition of concentrated hydrochloric acid (119.5 mL). The reaction mixture was heated at reflux for 2 days. The solvents were removed under reduced pressure. Water (250 mL) was added to the residue,
20 solid potassium carbonate was added until the pH reached 7 at which time chloroform (250 mL) was added. Sodium carbonate addition was resumed until the pH reached 10, then 50% sodium hydroxide was added until the pH reached 14. The mixture was diluted with additional chloroform (500 mL) and then stirred at ambient temperature for 2 days. The organic layer was separated, dried with magnesium sulfate and then concentrated
25 under reduced pressure. The residue was recrystallized from acetonitrile to provide 8.42 g of 1-(3-aminopropyl)-2,6,7-trimethyl-1*H*-imidazo[4,5-*c*]pyridin-4-amine as an off-white crystalline solid, m.p. 191.5-191.9°C. Analysis: Calculated for C₁₂H₁₉N₅ • 0.25 H₂O: %C, 60.61; %H, 8.26; %N, 29.45; Found: %C, 60.50; %H, 8.28; %N, 29.57.

Part G

30 Methanesulfonyl chloride (0.86 mL, 11.1 mmol) was added to a chilled (0°) solution of 1-(3-aminopropyl)-2,6,7-trimethyl-1*H*-imidazo[4,5-*c*]pyridin-4-amine (1.00 g, 4.3 mmol) in a mixture of chloroform (50 mL) and triethylamine (1.85 mL, 13.3 mmol).

After 15 minutes the reaction mixture was removed from the ice bath and allowed to stir at ambient temperature overnight. Three portions of triethylamine (0.6 eq) and methane sulfonyl chloride (0.5 eq) were added over a period of about 5 hours then the reaction was allowed to stir overnight. The reaction mixture was diluted with water and then extracted with chloroform in a continuous extraction apparatus over the weekend. The chloroform extract was concentrated under reduced pressure to provide a yellow oil. The oil was purified by column chromatography eluting with 0-5% methanol gradient in chloroform to provide 0.61 g of a solid. This material was recrystallized from a mixture of acetonitrile, isopropanol and water to provide 0.31 g of the methane sulfonic acid salt of N-[3-(4-amino-2,6,7-trimethyl-1*H*-imidazo[4,5-*c*]pyridin-1-yl)propyl]methanesulfonamide as colorless crystals, m.p. 241.6-242.2°C.

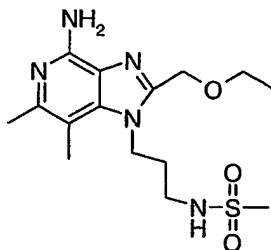
Analysis: Calculated for $C_{13}H_{21}N_5O_2S \cdot CH_4O_3S$: %C, 41.26; %H, 6.18; %N, 17.19; Found: %C, 41.36; %H, 6.35; %N, 17.32.

1H NMR (Bruker 300 MHz, DMSO- d_6) δ 12.76 (s, 1 H), 7.81 (s, 2 H), 7.18 (t, $J=5.6$ Hz, 1 H), 4.36 (t, $J=8.1$, 2 H), 3.09 (q, $J=6.2$ Hz, 2 H), 2.93 (s, 3 H), 2.58 (s, 3 H), 2.42 (s, 6 H), 2.36 (s, 3 H), 1.90 (p, $J=8.1$ Hz, 2 H).

MS(CI) m/e 408 (M+H).

Example 13

N-{3-[4-amino-2-(ethoxymethyl)-6,7-dimethyl-1*H*-imidazo[4,5-*c*]pyridin-1-yl]propyl}methanesulfonamide



Part A

Using the general method of Example 12 Part D, a pyridine solution of *tert*-butyl 3-[(3-amino-5,6-dimethyl-2-phenoxy)pyridin-4-yl]amino]propylcarbamate (see Example 12 Part C) was treated with ethoxyacetyl chloride (21.81 g, 178 mmol). The crude product was combined with dichloromethane (2 L) and water (2 L). The pH was adjusted to 12

with 50% sodium hydroxide and the mixture was stirred for 30 minutes. The organic phase was separated, dried over magnesium sulfate and then concentrated under reduced pressure. The residue was diluted with heptane and then concentrated to remove residual pyridine. This procedure was repeated several times to provide 64.8 g of *tert*-butyl 3-[2-(ethoxymethyl)-6,7-dimethyl-4-phenoxy-1*H*-imidazo[4,5-*c*]pyridin-1-yl]propylcarbamate as a brown tar.

Part B

Ammonium acetate (500 g) and *tert*-butyl 3-[2-(ethoxymethyl)-6,7-dimethyl-4-phenoxy-1*H*-imidazo[4,5-*c*]pyridin-1-yl]propylcarbamate (35.09 g, 77 mmol) were combined in a 2 L flask. The neck of the flask was stuffed with a wad of paper towels. The reaction mixture was heated with stirring at 150°C for 27 hours. The reaction mixture was allowed to cool to ambient temperature and then it was placed in an ice bath. Ammonium hydroxide was added until the pH reached 11. Sodium hydroxide (50%) was added until the pH reached 14. The resulting precipitate was isolated by filtration and then dissolved in chloroform (4 L). The chloroform solution was divided into two portions and each was washed with saturated potassium carbonate (2 x 2 L). The organics were combined, dried over magnesium sulfate and then concentrated under reduced pressure to provide 30.3 g of crude product. This material was slurried with methyl acetate to provide 13.7 g of *N*-{3-[4-amino-2-(ethoxymethyl)-6,7-dimethyl-1*H*-imidazo[4,5-*c*]pyridin-1-yl]propyl}acetamide as a gray solid, m.p. 161.8-162.3°C

Analysis: Calculated for C₁₆H₂₅N₅O₂: %C, 60.17; %H, 7.89; %N, 21.93; Found: %C, 59.97; %H, 7.70; %N, 22.19.

¹H NMR (Bruker 300 MHz, CHCl₃-d) δ 4.91 (s, 2 H), 4.73 (s, 2 H), 4.43 (t, J=8.1 Hz, 2 H), 3.59 (q, J=6.8 Hz, 2 H), 2.81 (t, J=6.8 Hz, 2 H), 2.47 (s, 3 H), 2.45 (s, 3 H), 1.94 (p, J=8.1 Hz, 2 H), 1.22 (t, J=6.8 Hz, 3 H), 1.08 (s, 2 H).

MS(CI) m/e 278 (M+H).

Part C

Using the general method of Example 12 Part F, *N*-{3-[4-amino-2-(ethoxymethyl)-6,7-dimethyl-1*H*-imidazo[4,5-*c*]pyridin-1-yl]propyl}acetamide (13.14 g, 4.1 mmol) was hydrolyzed and purified to provide 10.81 g of 1-(3-aminopropyl)-2-(ethoxymethyl)-6,7-dimethyl-1*H*-imidazo[4,5-*c*]pyridin-4-amine as a brown solid, m.p. 126.8-127.2°C.

Analysis: Calculated for $C_{14}H_{23}N_5O$: %C, 60.62; %H, 8.36; %N, 25.25; Found: %C, 60.49; %H, 8.38; %N, 25.33.

Part D

Using the general method of Example 12 Part G, 1-(3-aminopropyl)-2-(ethoxymethyl)-6,7-dimethyl-1*H*-imidazo[4,5-*c*]pyridin-4-amine (1.00 g, 3.6 mmol) was
 5 reacted with methanesulfonyl chloride to provide 0.67 g of N-{3-[4-amino-2-(ethoxymethyl)-6,7-trimethyl-1*H*-imidazo[4,5-*c*]pyridin-1-yl]propyl}methanesulfonamide as an off white solid, m.p. 223.2-223.9°C.

Analysis: Calculated for $C_{15}H_{25}N_5O_3S$: %C, 50.69; %H, 7.09; %N, 19.70; Found: %C, 50.44; %H, 6.95; %N, 19.67.

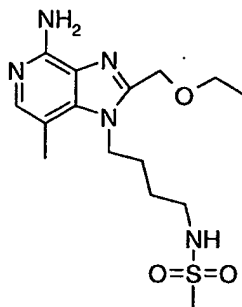
1H NMR (Bruker 300 MHz, DMSO- d_6) δ 7.18 (t, $J=5.6$ Hz, 1 H), 5.74 (s, 2 H), 4.64 (s, 2 H), 4.33 (t, $J=8.1$ Hz, 2 H), 3.53 (q, $J=7.5$ Hz, 2 H), 3.06 (q, $J=6.2$ Hz, 2 H), 2.91 (s, 3 H), 2.39 (s, 3 H), 2.31 (s, 3 H), 1.92 (p, $J=8.1$ Hz, 2 H), 1.14 (t, $J=6.8$ Hz, 3 H).

MS(CI) m/e 356 (M+H).

15

Example 14

N-{4-[4-amino-2-(ethoxymethyl)-7-methyl-1*H*-imidazo[4,5-*c*]pyridin-1-yl]butyl}methanesulfonamide



20

Part A

Propanenitrile (120 mL) was added to malonyl dichloride (100 g) and the reaction mixture was stirred under nitrogen for 24 hours. Dioxane (200 mL) was added. The resulting solid was isolated by filtration, washed with water and suction dried. It was
 25 dissolved in methanol (~75 mL) and then combined with dioxane (300 mL). The reaction volume was reduced under reduced pressure until a thick precipitate formed. The

resulting precipitate was isolated by filtration, washed with dioxane, and air dried to provide 64.4 g of 6-chloro-4-hydroxy-5-methyl-1H-pyridin-2-one hydrochloride as a white solid.

Part B

5 6-Chloro-4-hydroxy-5-methyl-1H-pyridin-2-one hydrochloride (64 g) was dissolved in sulfuric acid (325 mL) while cooling in an ice bath. Nitric acid was added drop wise over a period of 90 minutes. The reaction mixture was allowed to stir for an additional 30 minutes and then it was poured into ice water (2 L). The resulting precipitate was isolated by filtration, washed with water and then dried to provide 42.5 g
10 of 6-chloro-4-hydroxy-5-methyl-3-nitro-1H-pyridin-2-one as a light yellow solid.

Part C

Triethylamine (102 mL, 742 mmol) was added to a cooled (ice bath) mixture of 6-chloro-4-hydroxy-5-methyl-3-nitro-1H-pyridin-2-one (50.6 g, 247 mmol) and anhydrous dichloromethane (1800 mL). Trifluoromethanesulfonic anhydride (83.2 mL, 495 mmol)
15 was added dropwise over a period of 45 minutes. After 1 hour, *tert*-butyl 4-aminobutylcarbamate (51.2 g, 272 mmol) was added over period of 20 minutes. The reaction was allowed to warm to ambient temperature overnight. The reaction mixture was washed with water (4 x 1 L), dried over magnesium sulfate, and then concentrated under reduced pressure to provide an orange oil. The oil was purified by chromatography
20 (1100 mL of silica gel eluting with 50/50 ethyl acetate/hexanes to provide 93.5g 4-({4-[(*tert*-butoxycarbonyl)amino]butyl}amino)-6-chloro-5-methyl-3-nitropyridin-2-yl trifluoromethanesulfonate as a yellow oil.

Part D

The crude product from Part C was combined with toluene (2 L), triethylamine
25 (25.4 mL), and dibenzylamine (35.5 mL) and heated at reflux for 1 hour. The reaction mixture was allowed to cool to ambient temperature, washed with water (4 x 1 L) and brine (200 mL), dried over magnesium sulfate and then concentrated under reduced pressure to provide 100 g of an orange oil. A portion (70 g) was purified by column chromatography (1200 mL of silica gel eluting with 20/80 ethyl acetate/hexanes) to
30 provide 52 g of *tert*-butyl 4-{{2-chloro-6-(dibenzylamino)-3-methyl-5-nitropyridin-4-yl}amino}butylcarbamate as a light yellow oil.

Part E

Sodium borohydride (0.40 g, 10.6 mmol) was slowly added to a solution of nickel(II) chloride hexahydrate (0.70 g, 2.93 mmol) in methanol (75 mL). After 15 minutes a solution of *tert*-butyl 4-{{2-chloro-6-(dibenzylamino)-3-methyl-5-nitropyridin-4-yl}amino}butylcarbamate (3.25 g, 5.87 mmol) dissolved in a mixture of methanol (25 mL) and dichloromethane (20 mL) was added to the reaction mixture. Sodium borohydride (0.93 g) was slowly added. After 30 minutes analysis by high performance liquid chromatography indicated that the reaction was complete. The reaction was scaled up to 48.7 g of the starting material using the same conditions. The small and large scale reaction mixtures were combined and filtered through a layer of Celite® filter aid. The filtrate was passed through a plug of silica gel and the plug was washed with 50/50 dichloromethane/methanol. The filtrate was concentrated under reduced pressure to provide 46.3 g of *tert*-butyl 4-{{3-amino-6-chloro-4-(dibenzylamino)-5-methylpyridin-4-yl}amino}butylcarbamate as a light brown oil.

Part F

Triethylamine (12.2 mL) was added to a chilled (0°C) solution of the material from Part E in dichloromethane (300 mL). A solution of ethoxyacetyl chloride (10.8 g) in dichloromethane (100 mL) was added via an addition funnel. The reaction was allowed to warm to ambient temperature overnight. Analysis indicated that some starting material remained so 0.2 eq of the acid chloride was added. After 1 hour the reaction mixture was washed with water (3 x 500 mL), dried over magnesium sulfate and then concentrated under reduced pressure to provide *tert*-butyl 4-{{2-chloro-6-(dibenzylamino)-5-(2-ethoxyacetylamino)-3-methylpyridin-4-yl}amino}butylcarbamate as a brown oil. The oil was dissolved in pyridine (300 mL). Pyridine hydrochloride (40 g) was added and the reaction mixture was heated at reflux for 4 hours. The reaction mixture was allowed to cool to ambient temperature and then it was concentrated under reduced pressure. The residue was dissolved in ethyl acetate (500 mL) and washed with water (500 mL). An emulsion formed and was cleared by adding sodium chloride to the aqueous layer. The organic layer was dried over magnesium sulfate and concentrated under reduced pressure to provide 52.1 g of a dark brown oil. This oil was purified by chromatography (silica gel eluting with 30/70 ethyl acetate/hexanes) to provide 24.8 g of *tert*-butyl 4-[6-chloro-4-

(dibenzylamino)-2-(ethoxymethyl)-7-methyl-1*H*-imidazo[4,5-*c*]pyridin-1-yl]butylcarbamate as a light yellow oil.

Part G

Trifluoroacetic acid (160 mL) was added over a period of 15 minutes to a chilled
5 (0°) solution of the material from Part F in dichloromethane (500 mL). The reaction
mixture was allowed to stir overnight and then it was concentrated under reduced pressure.
The residue was partitioned between dichloromethane (500 mL) and 10% sodium
hydroxide (500 mL). The base layer was extracted with dichloromethane (x 2). The
combined organics were dried over magnesium sulfate and then concentrated under
10 reduced pressure to provide a brown oil. The oil was dissolved in isopropanol (100 mL)
and then combined with 41 mL of 1 M hydrochloric acid in diethyl ether. Diethyl ether
(200 mL) was slowly added to the mixture. The resulting precipitate was isolated by
filtration, washed with ether and dried in a vacuum oven at 80°C overnight to provide
11.25 g of the hydrochloride salt of the desired product as a white solid. The solid was
15 dissolved in water (200 mL), combined with sodium carbonate (15 g), and then extracted
with dichloromethane (3 x 500 mL). The combined extracts were dried over magnesium
sulfate and then concentrated under reduced pressure to provide 10.2 g of 1-(4-
aminobutyl)-*N,N*-dibenzyl-6-chloro-2-(ethoxymethyl)-7-methyl-1*H*-imidazo[4,5-
c]pyridin-4-amine as a clear oil.

20 Part H

Under a nitrogen atmosphere, ammonium formate (13.7 g) was added to a mixture
of 10% palladium on carbon (10 g) and ethanol (200 mL). The material from Part H was
dissolved in a mixture of hot ethanol (600 mL) and methanol (400 mL) and then added to
the reaction mixture. The reaction mixture was heated at reflux for 4 hours and then
25 allowed to cool to ambient temperature overnight. Analysis indicated that the reaction
was only about one half complete so catalyst (5 g) and ammonium formate (5 g) were
added and the reaction mixture was heated at reflux for 4 hours. The reaction mixture was
allowed to cool to ambient temperature and then it was filtered through a layer of Celite®
filter aid. The filter cake was washed with 50/50 ethanol/methanol (1 L). The solvents
30 were removed under reduced pressure to provide a clear oil. The oil was partitioned
between dichloromethane (500 mL) and 10% sodium hydroxide (200 mL). The aqueous
layer was extracted with dichloromethane. The combined organic layers were dried over

magnesium sulfate and then concentrated under reduced pressure to provide 4.30 g of 1-(4-aminobutyl)-2-(ethoxymethyl)-7-methyl-1*H*-imidazo[4,5-*c*]pyridin-4-amine as a clear oil which partially solidified on standing.

Part I

5 Methanesulfonyl chloride (4 eq) was added dropwise to a mixture of 1-(4-aminobutyl)-2-(ethoxymethyl)-7-methyl-1*H*-imidazo[4,5-*c*]pyridin-4-amine (2.25 g, 8.11 mmol), triethylamine (10.2 mL, 73.0 mmol) and chloroform (225 mL). The solvent was removed under reduced pressure to provide an oil. The oil was dissolved in 10% sodium hydroxide (200 mL) then extracted with chloroform (3 x 300 mL). The combined extracts
10 were dried over magnesium sulfate and then concentrated under reduced pressure to provide a clear oil. The oil was purified by column chromatography (silica gel eluting with 90/10 dichloromethane/methanol) to provide a white solid. This material was dried overnight under vacuum at 80°C to provide 0.71 g of N-{4-[4-amino-2-(ethoxymethyl)-7-methyl-1*H*-imidazo[4,5-*c*]pyridin-1-yl]butyl}methanesulfonamide as a white solid, m.p.
15 173-175°C.

Analysis: Calculated for C₁₅H₂₅N₅O₃S: %C, 50.69; %H, 7.09; %N, 19.70; Found: %C, 50.51; %H, 6.91; %N, 19.49.

Examples 15 – 30

20 Part A

A suspension of 5,6-dimethyl-3-nitropyridine-2,4-diol (14.87 g) in phosphorous oxychloride (150 mL) was heated at reflux for 2 hours. Excess phosphorous oxychloride was removed by distillation. The residue was dissolved in water, neutralized with ammonium hydroxide, and extracted twice with ethyl acetate. The organics were
25 combined, washed with brine, dried over sodium sulfate and then concentrated under reduced pressure. The residue was slurried with boiling hexane and then filtered while hot. The filtrate was chilled. The resulting precipitate was isolated by filtration and air dried to provide 6.8 g of 2,4-dichloro-5,6-dimethyl-3-nitropyridine as a white powder.

Part B

30 A solution of *tert*-butyl 4-aminobutylcarbamate (8.52 g, 45.24 mmol) in N,N-dimethylformamide was added to a solution of 2,4-dichloro-5,6-dimethyl-3-nitropyridine (10.00 g, 45.24 mmol) and triethylamine (12.6 mL, 90.5 mmol) in N,N-

dimethylformamide (320 mL). The reaction mixture was stirred overnight and then concentrated under reduced pressure. The residue was partitioned between water and ethyl acetate. The layers were separated and the aqueous layer was extracted with ethyl acetate. The organics were combined, washed with brine and then concentrated under reduced pressure to provide a brown oily residue. This material was purified by flash chromatography (400 mL silica gel, eluting initially with 10% ethyl acetate in hexane and then increasing the gradient to 15% and then to 25%) to provide 8.1 g of *tert*-butyl 4-[(2-chloro-5,6-dimethyl-3-nitropyridin-4-yl)amino]butylcarbamate as a yellow solid.

Part C

Phenol (2.164 g, 23.00 mmol) was added as a solid over a period of 10 minutes to a suspension of sodium hydride (0.972 g, 24.3 mmol) in diglyme (24 mL). The reaction mixture was allowed to stir for 30 minutes then the material from Part B was added as a solid. The reaction mixture was stirred at 80°C for 2.5 days and then allowed to cool to ambient temperature overnight. The diglyme was removed under reduced pressure to provide an oily residue. The residue was combined with cold water and allowed to stir overnight. Ethyl acetate was added and the layers were separated. The aqueous layer was extracted with ethyl acetate. The organics were combined, washed with water and brine, dried over sodium sulfate and then concentrated under reduced pressure to provide a black oil. This material was purified by flash chromatography (400 mL silica gel eluting with 25% ethyl acetate in hexanes) to provide 7.1 g of *tert*-butyl 4-[(2,3-dimethyl-5-nitro-6-phenoxy-pyridin-4-yl)amino]butylcarbamate as an orange oil which later solidified.

Part D

A solution of *tert*-butyl 4-[(2,3-dimethyl-5-nitro-6-phenoxy-pyridin-4-yl)amino]butylcarbamate (7.32 g, 17.00 mmol) in a mixture of toluene (150 mL) and isopropanol (10 mL) was combined with a slurry of 10% palladium on carbon in toluene. The mixture was placed under hydrogen pressure on a Parr apparatus for 24 hours. Additional catalyst was added at 1.5 hours (2.2 g) and 3 hours (3 g). The reaction mixture was filtered through a layer of Celite® filter agent to remove the catalyst. The layer of filter agent was washed with ethanol (1 L), ethanol/methanol (1 L), and methanol (1 L). The filtrate was concentrated under reduced pressure. The residue was combined with dichloromethane and heptane and then concentrated under reduced pressure to provide

6.17 g of *tert*-butyl 4-[(3-amino-5,6-dimethyl-2-phenoxy-pyridin-4-yl)amino]butylcarbamate as a sludgy brown yellow oil.

Part E

Diethoxymethyl acetate (2.76 mL, 16.93 mmol) and pyridine hydrochloride (0.037 g, 0.323 mmol) were added to a solution of the material from Part D in toluene (72 mL). The reaction mixture was heated at reflux for 2 hours and then allowed to cool to ambient temperature overnight. The reaction mixture was concentrated under reduced pressure and then the residue was twice combined with toluene and concentrated. The resulting oil was dissolved in chloroform; washed with saturated sodium bicarbonate, water and brine; dried over magnesium sulfate and then concentrated under reduced pressure to provide 5.37 g of *tert*-butyl 4-(6,7-dimethyl-4-phenoxy-1*H*-imidazo[4,5-*c*]pyridin-1-yl)butylcarbamate as a very thick brown oil/solid.

Part F

The material from Part E was combined with ammonium acetate (47 g) in a tube. The tube was sealed and heated at 150°C for 20 hours. The reaction mixture was poured into water and adjusted to pH 10 with 10% sodium hydroxide. The basic solution was extracted with chloroform (x 9). The basic layer was treated with solid sodium chloride and then extracted with chloroform. The organics were combined, dried over sodium sulfate and then concentrated under reduced pressure to provide a yellowish solid. The solid was dissolved in a mixture of chloroform and methanol and then combined with 50 mL of 1N hydrochloric acid in diethyl ether. The solvents were removed and the resulting oil was dissolved in water. This solution was extracted with dichloromethane (x 3), made basic (pH 10) with 50% sodium hydroxide, and then extracted with chloroform (x 3). Sodium chloride was added to the aqueous solution and it was extracted with chloroform (x 3). The organics were combined, dried over sodium sulfate and concentrated under reduced pressure to provide a yellow solid. This solid was recrystallized from ethanol to provide 2.62 g of a solid. A portion (500 mg) was dissolved in methanol, concentrated under reduced pressure and then dried in a vacuum oven at 70°C over the weekend to provide 0.46 g of *N*-[4-(4-amino-6,7-dimethyl-1*H*-imidazo[4,5-*c*]pyridin-1-yl)butyl]acetamide as a solid, m.p. 217-219°C.

Analysis: Calculated for C₁₄H₂₁N₅O: %C, 61.07; %H, 7.69; %N, 25.43; Found: %C, 60.87; %H, 7.75; %N, 25.43.

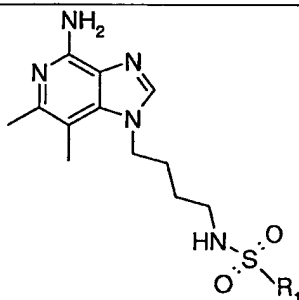
Part G

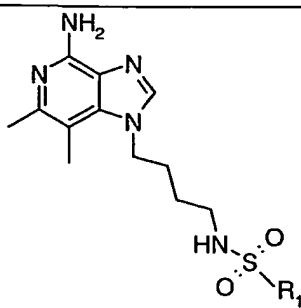
A solution of *N*-[4-(4-amino-6,7-dimethyl-1*H*-imidazo[4,5-*c*]pyridin-1-yl)butyl]acetamide (~2.1 g) in 6 N hydrochloric acid (30 mL) was sealed in a flask and then heated at 100°C for about 30 hours. The reaction mixture was allowed to cool to ambient temperature and then filtered to remove any particulates. The filtrate was made basic (pH 14) with 25% sodium hydroxide and then extracted with chloroform (x 2). The aqueous layer was combined with sodium chloride (20 g) and then extracted with chloroform (x 3). The organics were combined, washed with brine, dried over sodium sulfate and then concentrated under reduced pressure to provide 1.44 g of 1-(4-aminobutyl)-6,7-dimethyl-1*H*-imidazo[4,5-*c*]pyridin-4-amine.

Part H

The compounds in the table below were prepared using the following method. The appropriate sulfonyl chloride (1.1 eq.) was added to a test tube containing a solution of 1-(4-aminobutyl)-6,7-dimethyl-1*H*-imidazo[4,5-*c*]pyridin-4-amine (25 mg) in chloroform (5 mL). The test tube was capped and then placed on a shaker at ambient temperature overnight. The solvent was removed by vacuum centrifugation. The residue was purified by prep HPLC using the method described above to provide the trifluoroacetate salt of the desired compound. The table below shows the structure of the free base and the observed accurate mass (m + H).

Example Number	R ₁	Accurate Mass (obs.)
15	ethyl	326.1660
16	1-methylethyl	340.1825
17	butyl	354.1982

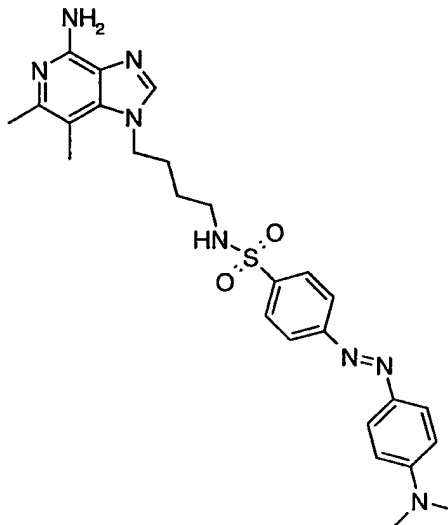




Example Number	R ₁	Accurate Mass (obs.)
18	phenyl	374.1663
19	2-thienyl	380.1234
20	benzyl	388.1835
21	3-fluorophenyl	392.1568
22	3-cyanophenyl	399.1627
23	4-methoxyphenyl	404.1777
24	1-naphthyl	424.1815
25	8-quinolinyl	425.1779
26	4-trifluoromethylphenyl	442.1528
27	4-biphenyl	450.1982
28	4-methylsulfonylphenyl	452.1409
29	4-trifluoromethoxyphenyl	458.1455

Example 30

N-[4-(4-amino-6,7-dimethyl-1*H*-imidazo[4,5-*c*]pyridin-1-yl)butyl]-4-*(E)*-[4-(dimethylamino)phenyl]diazenyl} benzenesulfonamide



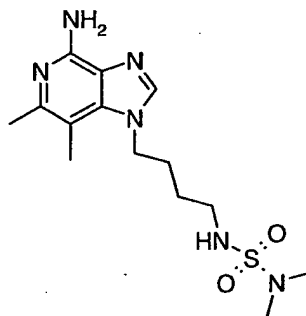
5

Using the method of Examples 15 – 29 4-dimethylaminoazobenzene-4'-sulfonyl chloride was reacted with of 1-(4-aminobutyl)-6,7-dimethyl-1*H*-imidazo[4,5-*c*]pyridin-4-amine to provide the desired product. The observed accurate mass was 521.2452.

10

Example 31

N'-[4-(4-amino-6,7-dimethyl-1*H*-imidazo[4,5-*c*]pyridin-1-yl)butyl]-*N,N*-dimethylsulfamide



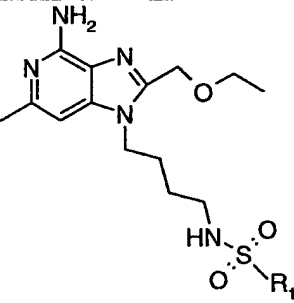
Using the method of Examples 15 – 29, dimethylsulfamoyl chloride was reacted with 1-(4-aminobutyl)-6,7-dimethyl-1*H*-imidazo[4,5-*c*]pyridin-4-amine to provide the desired product. The observed accurate mass was 341.1770.

5

Examples 32 – 46

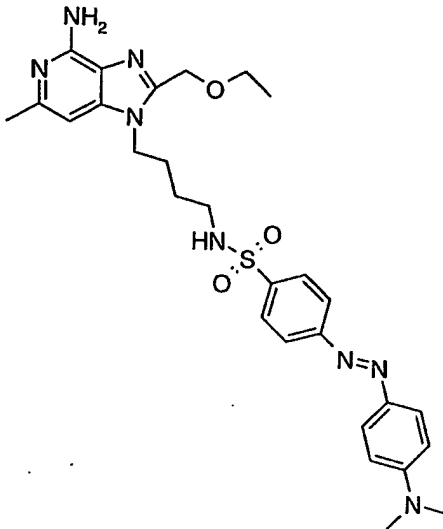
The compounds in the table below were prepared using the following method. The appropriate sulfonyl chloride (1.1 eq.) was added to a test tube containing a solution of 1-(4-aminobutyl)-2-ethoxymethyl-6-methyl-1*H*-imidazo[4,5-*c*]pyridin-4-amine (25 mg, see Example 10 Part F) in chloroform (5 mL). The test tube was capped and then placed on a shaker at ambient temperature for 16 hours. The solvent was removed by vacuum centrifugation. The residue was purified by prep HPLC using the method described above to provide the trifluoroacetate salt of the desired compound. The table below shows the structure of the free base and the observed accurate mass (m + H).

10

Example Number	R ₁	Accurate Mass (obs.)
		
32	ethyl	370.1929
33	1-methylethyl	384.2086
34	butyl	398.2231
35	2-thienyl	424.1493
36	benzyl	432.2084
37	3-fluorophenyl	436.1834
38	4-cyanophenyl	443.1887
39	3-cyanophenyl	443.1879
40	4-methoxyphenyl	448.2025
41	2,4-difluorophenyl	454.1734
42	1-naphthyl	468.2094
43	8-quinolinyl	469.2037
44	4-trifluoromethylphenyl	486.1799
45	4-methylsulfonylphenyl	496.1714
46	4-trifluoromethoxyphenyl	502.1743

Example 47

N-[4-(4-amino-2-ethoxymethyl-6-methyl-1*H*-imidazo[4,5-*c*]pyridin-1-yl)butyl]-4-*(E)*-[4-(dimethylamino)phenyl]diazenyl]benzenesulfonamide



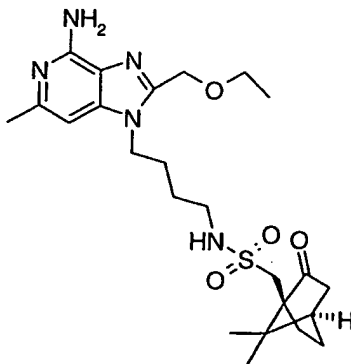
5

Using the method of Examples 32 – 46, 4-dimethylaminoazobenzene-4'-sulfonyl chloride was reacted with 1-(4-aminobutyl)-2-ethoxymethyl-6-methyl-1*H*-imidazo[4,5-*c*]pyridin-4-amine to provide the desired product. The observed accurate mass was 565.2720.

10

Example 48

N-{4-[4-amino-2-(ethoxymethyl)-6-methyl-1*H*-imidazo[4,5-*c*]pyridin-1-yl]butyl}-1-[(1*S*,4*R*)-7,7-dimethyl-2-oxobicyclo[2.2.1]hept-1-yl]methanesulfonamide



15

Using the method of Examples 32 – 46, D-(+)-10-camphorsulfonyl chloride was reacted with 1-(4-aminobutyl)-2-ethoxymethyl-6-methyl-1*H*-imidazo[4,5-*c*]pyridin-4-amine to provide the desired product. The observed accurate mass was 565.2720.

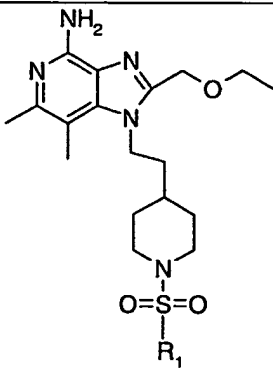
5

Examples 49 – 56

The compounds in the table below were prepared using the following method. The appropriate sulfonyl chloride (1.1 eq.) was added to a test tube containing a solution of 2-(ethoxymethyl)-6,7-dimethyl-1-(2-piperidin-4-ylethyl)-1*H*-imidazo[4,5-*c*]pyridin-4-amine (25 mg, see Example 11 Part F) in chloroform (5 mL). The test tube was capped and then placed on a shaker at ambient temperature for 16 hours. The solvent was removed by vacuum centrifugation. The residue was purified by prep HPLC using the method described above to provide the trifluoroacetate salt of the desired compound. The table below shows the structure of the free base and the observed accurate mass (*m* + *H*).

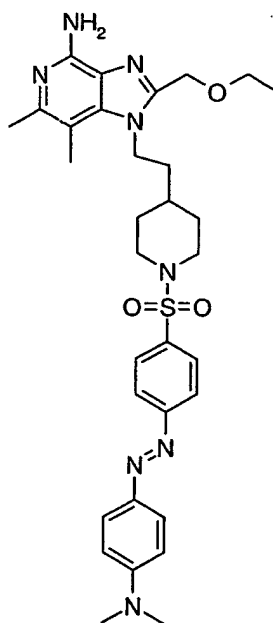
15

Example Number	R ₁	Accurate Mass (obs.)
49	ethyl	424.2396
50	1-methylethyl	438.2568
51	butyl	452.2714
52	2-naphthyl	522.2540
53	8-quinolinyl	523.2477
54	4-trifluoromethylphenyl	540.2270
55	4-biphenyl	548.2716

		
Example Number	R ₁	Accurate Mass (obs.)
56	4-methylsulfonylphenyl	550.2144

Example 57

1-(2-{1-[4-(4-dimethylaminophenylazo)benzenesulfonyl]piperidin-4-yl}ethyl)-2-(ethoxymethyl)-6,7-dimethyl-1*H*-imidazo[4,5-*c*]pyridin-4-amine



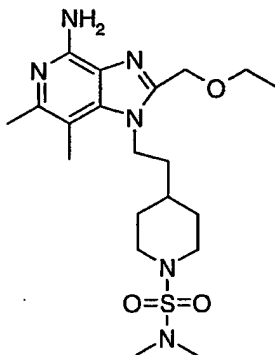
5

Using the method of Examples 49 – 56, 4-dimethylaminoazobenzene-4'-sulfonyl chloride was reacted with 2-(ethoxymethyl)-6,7-dimethyl-1-(2-piperidin-4-ylethyl)-1*H*-imidazo[4,5-*c*]pyridin-4-amine to provide the desired product. The observed accurate mass was 619.3185.

10

Example 58

4-{2-[4-amino-2-(ethoxymethyl)-6,7-dimethyl-1*H*-imidazo[4,5-*c*]pyridin-1-yl]ethyl}-*N,N*-dimethylpiperidine-1-sulfonamide



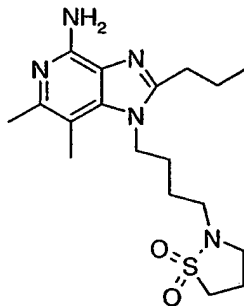
5

Using the method of Examples 49 – 56, dimethylsulfamoyl chloride was reacted with 2-(ethoxymethyl)-6,7-dimethyl-1-(2-piperidin-4-ylethyl)-1*H*-imidazo[4,5-*c*]pyridin-4-amine to provide the desired product. The observed accurate mass was 439.2510.

10

Example 59

1-[4-(1,1-dioxidoisothiazolidin-2-yl)butyl]-6,7-dimethyl-2-propyl-1*H*-imidazo[4,5-*c*]pyridin-4-amine



15

Part A

Using the general method of Example 15 Part E, *tert*-butyl 4-[(3-amino-5,6-dimethyl-2-phenoxy)pyridin-4-yl]amino]butylcarbamate (3.41 g, 8.51 mmol) was reacted with trimethyl orthobutyrate (1.50 mL, 9.37 mmol) to provide 3.2 g of crude *tert*-butyl 4-

(6,7-dimethyl-4-phenoxy-2-propyl-1*H*-imidazo[4,5-*c*]pyridin-1-yl)butylcarbamate as purplish semisolid.

Part B

A mixture of the material from Part A and ammonium acetate (32 g) was heated in
5 a sealed tube at 150°C overnight. More ammonium acetate (10 g) was added, the pressure
flask was resealed and the mixture was heated at 160°C for 20 hours. The reaction
mixture was allowed to cool to ambient temperature then it was diluted with water, made
basic with ammonium hydroxide, saturated with solid sodium chloride and then extracted
with chloroform (x 4). The extracts were combined, washed with brine, dried over
10 magnesium sulfate and then concentrated under reduced pressure to provide a yellow
solid. This solid was dissolved in chloroform, washed with 2% sodium hydroxide, dried
over magnesium sulfate and then concentrated under reduced pressure to provide a yellow
orange solid. This solid was recrystallized from isopropanol to provide N-[4-(4-amino-
6,7-dimethyl-2-propyl-1*H*-imidazo[4,5-*c*]pyridin-1-yl)butyl]acetamide as a solid, m.p.
15 200.1-201.4°C.

Analysis: Calculated for C₁₇H₂₇N₅O: %C, 64.32; %H, 8.57; %N, 22.06; Found: %C,
64.21; %H, 8.49; %N, 21.96.

Part C

N-[4-(4-amino-6,7-dimethyl-2-propyl-1*H*-imidazo[4,5-*c*]pyridin-1-
20 yl)butyl]acetamide was combined with 6 N hydrochloric acid (75 mL) in a pressure vessel.
The vessel was sealed and then heated at 100°C overnight. An additional 1 mL of 6 N
hydrochloric acid was added and heating was continued for 6 more hours. The reaction
mixture was allowed to cool to ambient temperature overnight and then it was extracted
with ethyl acetate (x 2). The aqueous layer was cooled in an ice bath, made basic (pH 13)
25 with 50% sodium hydroxide, saturated with sodium chloride, and then extracted with
chloroform (x 3). The combined organics were washed with brine, dried over magnesium
sulfate and then concentrated under reduced pressure to provide 0.98 g of 1-(4-
aminobutyl)-6,7-dimethyl-2-propyl-1*H*-imidazo[4,5-*c*]pyridin-4-amine as a tan solid.

Part D

30 Chloropropanesulfonyl chloride (0.221 mL, 1.82 mmol) was added drop wise to a
chilled (0°C) solution of 1-(4-aminobutyl)-6,7-dimethyl-2-propyl-1*H*-imidazo[4,5-
c]pyridin-4-amine (0.500 g, 1.82 mmol) in dichloromethane (10 mL). The reaction

mixture was allowed to stir for 20 minutes after the addition was completed then triethylamine (0.245 mL, 2.51 mmol) was added drop wise. The reaction mixture was allowed to stir for 20 minutes after the addition was completed then it was poured into water. The layers were separated. The organic layer was washed with brine, dried over magnesium sulfate and then concentrated under reduced pressure. The residue was dissolved in N,N-dimethylformamide (10 mL). 1,8-Diazabicyclo[5.4.0]undec-7-ene (0.272 mL, 1.82 mmol) was added and the reaction mixture was allowed to stir overnight. The reaction mixture was poured into water and then extracted with chloroform (x 3). The combined extracts were washed with water then with brine, dried over magnesium sulfate and then concentrated under reduced pressure to provide a yellowish oil. The oil was dissolved in acetonitrile and then concentrated under reduced pressure to provide a yellowish white solid. This material was recrystallized from isopropanol to provide 0.53 g of 1-[4-(1,1-dioxidoisothiazolidin-2-yl)butyl]-6,7-dimethyl-2-propyl-1*H*-imidazo[4,5-*c*]pyridin-4-amine as a yellow orange solid, m.p. 155.1-161.2°C.

Analysis: Calculated for C₁₈H₂₉N₅O₂S: %C, 56.97; %H, 7.70; %N, 18.45; Found: %C, 56.61; %H, 7.77; %N, 18.14.

¹H NMR (300 MHz, DMSO-*d*₆) δ 5.67 (s, 2 H), 4.21 (apparent t, J = 7.5 Hz, 2 H), 3.2-3.08 (m, 4 H), 2.92 (t, J = 6.5 Hz, 2 H), 2.77 (t, J = 7.5 Hz, 2 H), 2.37 (s, 3 H), 2.30 (s, 3 H), 2.19 (quintet, J = 6.7 Hz, 2 H), 1.78 (sextet, J = 7.4 Hz, 2 H), 1.73-1.55 (m, 4 H), 1.00 (t, J = 7.4 Hz, 3 H);

MS (CI) m/e 380.2117 (380.2120 calcd for C₁₈H₂₉N₅O₂S, M+H).

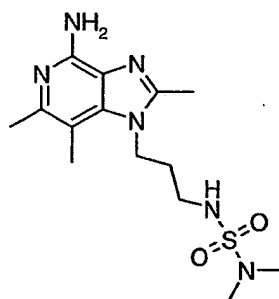
Examples 60 – 69

The compounds in the table below were prepared using the following method. The appropriate sulfonyl chloride (1.1 eq.) was added to a test tube containing a solution of 1-(3-aminopropyl)-2,6,7-trimethyl-1*H*-imidazo[4,5-*c*]pyridin-4-amine (25 mg; see Example 12, Part F) in chloroform (5 mL). The test tube was capped, vortexed and then placed on a shaker at ambient temperature for 16 hours. The solvent was removed by vacuum centrifugation. The residue was purified by prep HPLC using the method described above to provide the trifluoroacetate salt of the desired compound. The table below shows the structure of the free base and the observed accurate mass (m + H).

Example Number	R ₁	Accurate Mass (obs.)
60	ethyl	326.1654
61	1-methylethyl	340.1821
62	butyl	354.1973
63	2-thienyl	380.1224
64	3-fluorophenyl	392.1559
65	3-cyanophenyl	399.1606
66	1-naphthyl	424.1819
67	2-naphthyl	424.1811
68	4-biphenyl	450.1970
69	4-trifluoromethoxyphenyl	458.1479

Example 70

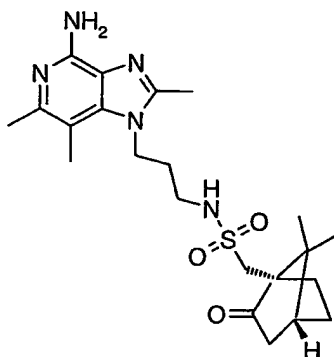
N'-[4-(4-amino-2,6,7-trimethyl-1*H*-imidazo[4,5-*c*]pyridin-1-yl)propyl]-*N,N*-dimethylsulfamide



Using the method of Examples 60 – 69, dimethylsulfamoyl chloride was reacted with 1-(3-aminopropyl)-2,6,7-trimethyl-1*H*-imidazo[4,5-*c*]pyridin-4-amine to provide the desired product. The observed accurate mass was 341.1770.

5

Example 71



Using the method of Examples 60 – 69, D-(+)-10-camphorsulfonyl chloride was reacted with 1-(3-aminopropyl)-2,6,7-trimethyl-1*H*-imidazo[4,5-*c*]pyridin-4-amine to provide the desired product. The observed accurate mass was 448.2317.

10

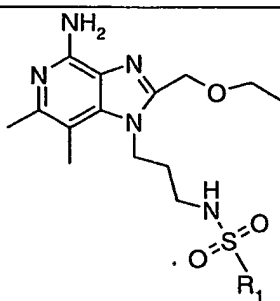
Examples 72 – 87

The compounds in the table below were prepared using the following method. The appropriate sulfonyl chloride (1.1 eq.) was added to a test tube containing a solution of 1-(3-aminopropyl)-2-(ethoxymethyl)-6,7-dimethyl-1*H*-imidazo[4,5-*c*]pyridin-4-amine (25 mg; see Example 13 Part C) in chloroform (5 mL). The test tube was capped, vortexed and then placed on a shaker at ambient temperature for ~17 hours. The solvent was removed by vacuum centrifugation. The residue was purified by prep HPLC using the method described above to provide the trifluoroacetate salt of the desired compound. The table below shows the structure of the free base and the observed accurate mass (m + H).

15

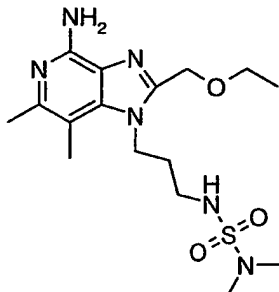
20

Example Number	R ₁	Accurate Mass (obs.)
72	ethyl	370.1920
73	1-methylethyl	384.2046
74	butyl	398.2224
75	phenyl	418.1924
76	2-thienyl	424.1476
77	<i>beta</i> -styrenyl	444.2072
78	3-fluorophenyl	436.1823
79	4-cyanophenyl	443.1876
80	3-cyanophenyl	443.1806
81	4-methoxyphenyl	448.1994
82	2,4-difluorophenyl	454.1719
83	1-naphthyl	468.2045
84	2-naphthyl	468.2056
85	4-trifluoromethylphenyl	486.1780
86	4-biphenyl	494.2245
87	4-methylsulfonylphenyl	496.1699



Example 88

N'-[4-(4-amino-2-ethoxymethyl-6,7-dimethyl-1*H*-imidazo[4,5-*c*]pyridin-1-yl)propyl]-*N,N*-dimethylsulfamide

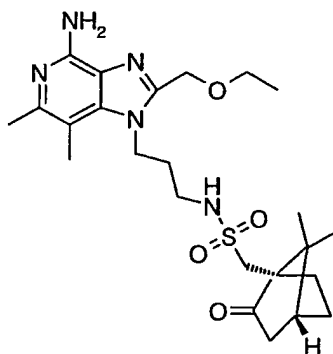


5

Using the method of Examples 72 – 87, dimethylsulfamoyl chloride was reacted with 1-(3-aminopropyl)-2-(ethoxymethyl)-6,7-dimethyl-1*H*-imidazo[4,5-*c*]pyridin-4-amine to provide the desired product. The observed accurate mass was 385.2001.

10

Example 89



15

Using the method of Examples 72 – 87, D-(+)-10-camphorsulfonyl chloride was reacted with 1-(3-aminopropyl)-2-(ethoxymethyl)-6,7-dimethyl-1*H*-imidazo[4,5-*c*]pyridin-4-amine to provide the desired product. The observed accurate mass was 492.2629.

Examples 90 – 112

Part A

A solution of 2,4-dichloro-5,6-dimethyl-3-nitropyridine (60 g, 271 mmol) in anhydrous N,N-dimethylformamide (600 mL) was cooled to 0°C. Triethylamine (44.8 mL, 326 mmol) was added drop wise followed by *tert*-butyl 2-aminoethylcarbamate (52.2 g, 326 mmol). After 30 minutes the ice bath was removed and the reaction mixture was heated to 60°C. The reaction was heated at 60°C overnight and then it was concentrated under reduced pressure to provide an orange oil. The oil was dissolved in ethyl acetate (1 L), washed with water (3 x 500 mL), dried over magnesium sulfate and then concentrated under reduced pressure to provide a yellow oil. The oil was triturated with methanol (~100 mL). The resulting solid was isolated by filtration and washed with cold methanol to provide 72.3 g of *tert*-butyl 2-[(2-chloro-5,6-dimethyl-3-nitropyridin-4-yl)amino]ethylcarbamate as a solid.

Part B

Phenol (1.19 g, 12.6 mmol) was added in portions to a chilled (0°C) suspension of sodium hydride (0.52 g of 60%, 13.1 mmol) in diglyme (4 mL). The reaction mixture was then stirred for 30 minutes. A warm solution of *tert*-butyl 2-[(2-chloro-5,6-dimethyl-3-nitropyridin-4-yl)amino]ethylcarbamate (3.0 g, 8.70 mmol) in diglyme (6 mL) was added and the reaction mixture was heated at 90°C overnight. The reaction mixture was cooled and poured slowly into water (100 mL). The resulting tan solid was isolated by filtration, washed with water, dried and then recrystallized from isopropanol (25 mL) to provide 2.07 g of *tert*-butyl 2-[(2,3-dimethyl-5-nitro-6-phenoxy-pyridin-4-yl)amino]ethylcarbamate as white needles. The reaction was repeated using 66.5 g of starting material to provide 50.4 g of product as white needles, m.p. 158-160°C.

Part C

Catalyst (5 g of 5% platinum on carbon) was added to a warm solution of *tert*-butyl 2-[(2,3-dimethyl-5-nitro-6-phenoxy-pyridin-4-yl)amino]ethylcarbamate (50.4 g) in a mixture of toluene (500 mL) and methanol (40 mL). The mixture was placed under hydrogen pressure (50 psi, 3.4×10^5 Pa). After 2 hours more catalyst (4 g) was added and the hydrogenation continued overnight. The reaction mixture was filtered through a layer of Celite® filter aid and the filter cake was washed with hot toluene (1 L). The filtrate

was concentrated under reduced pressure to provide 45.1 g of *tert*-butyl 2-[(3-amino-5,6-dimethyl-2-phenoxy-pyridin-4-yl)amino]ethylcarbamate as a white solid.

Part D

A mixture of *tert*-butyl 2-[(3-amino-5,6-dimethyl-2-phenoxy-pyridin-4-yl)amino]ethylcarbamate (43.7 g, 117 mmol), triethyl orthoacetate (22.6 mL, 123 mmol), pyridine hydrochloride (4.4 g) and toluene (440 mL) was heated at reflux for 30 minutes. The reaction mixture was concentrated under reduced pressure to provide a brown oil. The oil was dissolved in ethyl acetate (1 L) and washed with water (2 x 500 mL). The aqueous washes were combined and extracted with ethyl acetate (2 x 500 mL). The combined organics were washed with brine, dried over magnesium sulfate and then concentrated under reduced pressure to provide 46.4 g of *tert*-butyl 2-(2,6,7-trimethyl-4-phenoxy-1*H*-imidazo[4,5-*c*]pyridin-1-yl)ethylcarbamate as a white solid, m.p. 180-182°C.

Part E

A mixture of ammonium acetate (95 g) and *tert*-butyl 2-(2,6,7-trimethyl-4-phenoxy-1*H*-imidazo[4,5-*c*]pyridin-1-yl)ethylcarbamate (9.5 g) was heated at 160°C in a sealed tube for 24 hours. The reaction mixture was allowed to cool to ambient temperature and then it was partitioned between water and chloroform. The aqueous layer was made basic (pH 13) with 50% sodium hydroxide and then extracted with chloroform (10 x 400 mL). The combined organics were dried over magnesium sulfate and then concentrated under reduced pressure to provide a brown solid. The solid was dissolved in warm isopropanol (80 mL) and then combined with 1M hydrochloric acid in diethyl ether (23.7 mL). The resulting precipitate was isolated by filtration, washed with cold isopropanol and diethyl ether, and then dried in a vacuum oven at 80°C overnight to provide 5.0 g of N-[2-(4-amino-2,6,7-trimethyl-1*H*-imidazo[4,5-*c*]pyridin-1-yl)ethyl]acetamide hydrochloride as a white solid, m.p. >250°C. Analysis: Calculated for: C₁₃H₁₉N₃O • 1.00 HCl: %C, 52.43; %H, 6.77; %N, 23.52; Found: %C, 52.25; %H, 6.81; %N, 23.41.

The reaction was repeated using 34 g of starting material to provide 18 g of the acetamide hydrochloride as a light tan solid.

Part F

N-[2-(4-Amino-2,6,7-trimethyl-1*H*-imidazo[4,5-*c*]pyridin-1-yl)ethyl]acetamide hydrochloride (18 g), hydrochloric acid (231 mL) and ethanol (350 mL) were combined

and heated at 90°C overnight. The reaction mixture was allowed to cool to ambient temperature and then it was diluted with diethyl ether (200 mL). The resulting precipitate was isolated by filtration, washed with cold ethanol and with diethyl ether, and then dried under vacuum at 80°C overnight to provide 17.3 g of 1-(2-aminoethyl)-2,6,7-trimethyl-1H-imidazo[4,5-c]pyridin-4-amine hydrochloride as white needles.

Analysis: Calculated for $C_{11}H_{17}N_5 \cdot 2.8 HCl \cdot 0.25 H_2O$: %C, 40.32; %H, 6.26; %N, 30.83; Found: %C, 40.54; %H, 6.15; %N, 30.87.

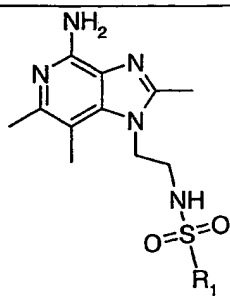
1H NMR (300 MHz, DMSO- d_6) δ 8.19 (t, J = 6.2 Hz, 1 H), 7.91 (s, 2 H), 4.34 (t, J = 6.6 Hz, 2 H), 3.39 (quartet, J = 6.4 Hz, 2 H), 2.56 (s, 3 H), 2.43 (d, J = 8.1 Hz, 6 H), 1.77 (s, 3 H);

MS(CI) m/e 262 (M+H)

A 3 g portion of the material was dissolved in water (150 mL) and then combined with sodium carbonate (30 g). The mixture was stirred for 30 minutes and then extracted with chloroform on a continuous extractor overnight. The chloroform extract was dried over magnesium sulfate and then concentrated under reduced pressure to provide 1.7 g of the free base as a light tan solid.

Part G

The compounds in the table below were prepared using the following method. The appropriate sulfonyl chloride (1.1 eq.) was added to a test tube containing a solution of 1-(2-aminoethyl)-2,6,7-trimethyl-1H-imidazo[4,5-c]pyridin-4-amine (20 mg) in chloroform (5 mL). The test tube was capped, vortexed and then placed on a shaker at ambient temperature for 4 hours. The solvent was removed by vacuum centrifugation. The residue was purified by prep HPLC using the method described above to provide the trifluoroacetate salt of the desired compound. The table below shows the structure of the free base and the observed accurate mass (m + H).

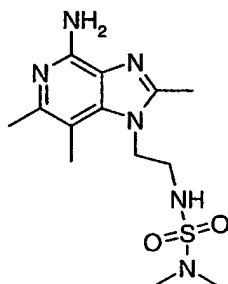


Example Number	R ₁	Accurate Mass (obs.)
90	ethyl	312.1483
91	1-methylethyl	326.1630
92	butyl	340.1812
93	phenyl	360.1474
94	2-thienyl	366.1052
95	<i>beta</i> -styrenyl	386.1646
96	3-fluorophenyl	378.1406
97	4-cyanophenyl	385.1449
98	3-cyanophenyl	385.1432
99	4-methoxyphenyl	390.1586
100	2,4-difluorophenyl	396.1318
101	1-naphthyl	410.1641
102	2-naphthyl	410.1650
103	4-trifluoromethylphenyl	428.1358
104	4-biphenyl	436.1791
105	4-methylsulfonylphenyl	438.1272
106	4-trifluoromethoxyphenyl	444.1315
107	1-methylimidazol-4-yl	364.1563
108	3,5-dimethylisoxazol-4-yl	379.1545
109	5-chlorothien-2-yl	400.0665
110	4-benzoic acid	404.1388
111	2-nitrobenzyl	419.1501
112	2-(benzoylaminomethyl)thien-5-yl	499.1567

Example 113

N'-[4-(4-amino-2,6,7-trimethyl-1*H*-imidazo[4,5-*c*]pyridin-1-yl)ethyl]-*N,N*-dimethylsulfamide

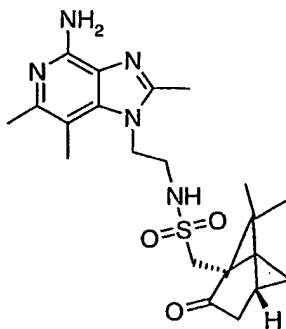
5



Using the method of Examples 90 – 112, dimethylsulfamoyl chloride was reacted with 1-(2-aminoethyl)-2,6,7-trimethyl-1*H*-imidazo[4,5-*c*]pyridin-4-amine to provide the desired product. The observed accurate mass was 327.1621.

10

Example 114



Using the method of Examples 90 – 112, D-(+)-10-camphorsulfonyl chloride was reacted with 1-(2-aminoethyl)-2,6,7-trimethyl-1*H*-imidazo[4,5-*c*]pyridin-4-amine to provide the desired product. The observed accurate mass was 434.2217.

15

Examples 115 – 135

The compounds in the table below were prepared using the following method. The appropriate sulfonyl chloride (1.1 eq.) was added to a test tube containing a

20

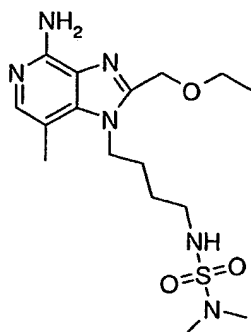
solution of 1-(4-aminobutyl)-2-(ethoxymethyl)-7-methyl-1*H*-imidazo[4,5-*c*]pyridin-4-amine (23.5 mg; see Example 14, Part H) in chloroform (5 mL). The test tube was capped and then placed on a shaker at ambient temperature for 4 hours. The solvent was removed by vacuum centrifugation. The residue was purified by prep HPLC using the method described above to provide the trifluoroacetate salt of the desired compound. The table below shows the structure of the free base and the observed accurate mass ($m + H$).

Example Number	R ₁	Accurate Mass (obs.)
115	ethyl	370.1925
116	1-methylethyl	384.2076
117	butyl	398.220
118	phenyl	418.1920
119	2-thienyl	424.1450
120	<i>beta</i> -styrenyl	444.2059
121	3-fluorophenyl	436.1787
122	4-cyanophenyl	443.1865
123	3-cyanophenyl	443.1881
124	4-methoxyphenyl	448.1998
125	2,4-difluorophenyl	454.1713
126	1-naphthyl	468.2056
127	2-naphthyl	468.2045
128	4-trifluoromethylphenyl	486.1795
129	4-biphenyl	494.2221

Example Number	R ₁	Accurate Mass (obs.)
130	4-methylsulfonylphenyl	496.1684
131	4-trifluoromethoxyphenyl	502.1747
132	1-methylimidazol-4-yl	422.1985
133	3,5-dimethylisoxazol-4-yl	437.1982
134	5-chlorothien-2-yl	458.1097
135	2-(benzoylaminomethyl)thien-5-yl	557.2028

Example 136

N'-[4-(4-amino-2-ethoxymethyl-7-methyl-1*H*-imidazo[4,5-*c*]pyridin-1-yl)butyl]-*N,N*-dimethylsulfamide

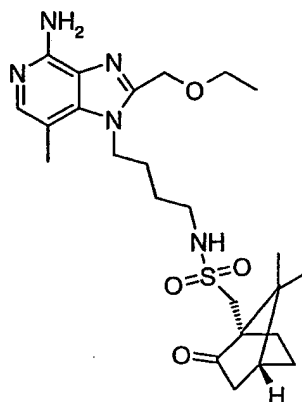


5

Using the method of Examples 115 – 135, dimethylsulfamoyl chloride was reacted with 1-(4-aminobutyl)-2-(ethoxymethyl)-7-methyl-1*H*-imidazo[4,5-*c*]pyridin-4-amine to provide the desired product. The observed accurate mass was 385.2029.

10

Example 137



Using the method of Examples 115 – 135, D-(+)-10-camphorsulfonyl chloride was
5 reacted with 1-(4-aminobutyl)-2-(ethoxymethyl)-7-methyl-1*H*-imidazo[4,5-*c*]pyridin-4-
amine to provide the desired product. The observed accurate mass was 492.2655.

CYTOKINE INDUCTION IN HUMAN CELLS

An in vitro human blood cell system is used to assess cytokine induction. Activity
10 is based on the measurement of interferon and tumor necrosis factor (α) (IFN and TNF,
respectively) secreted into culture media as described by Testerman et. al. In "Cytokine
Induction by the Immunomodulators Imiquimod and S-27609", Journal of Leukocyte
Biology, **58**, 365-372 (September, 1995).

Blood Cell Preparation for Culture

15 Whole blood from healthy human donors is collected by venipuncture into EDTA
vacutainer tubes. Peripheral blood mononuclear cells (PBMC) are separated from whole
blood by density gradient centrifugation using Histopaque®-1077. Blood is diluted 1:1
with Dulbecco's Phosphate Buffered Saline (DPBS) or Hank's Balanced Salts Solution
(HBSS). The PBMC layer is collected and washed twice with DPBS or HBSS and
20 resuspended at 4×10^6 cells/mL in RPMI complete. The PBMC suspension is added to 48
well flat bottom sterile tissue culture plates (Costar, Cambridge, MA or Becton Dickinson
Labware, Lincoln Park, NJ) containing an equal volume of RPMI complete media
containing test compound.

Compound Preparation

The compounds are solubilized in dimethyl sulfoxide (DMSO). The DMSO concentration should not exceed a final concentration of 1% for addition to the culture wells. The compounds are generally tested at concentrations ranging from 30-0.014 μM .

Incubation

5 The solution of test compound is added at 60 μM to the first well containing RPMI complete and serial 3 fold dilutions are made in the wells. The PBMC suspension is then added to the wells in an equal volume, bringing the test compound concentrations to the desired range (30-0.014 μM). The final concentration of PBMC suspension is 2×10^6 cells/mL. The plates are covered with sterile plastic lids, mixed gently and then incubated
10 for 18 to 24 hours at 37°C in a 5% carbon dioxide atmosphere.

Separation

 Following incubation the plates are centrifuged for 10 minutes at 1000 rpm (~200 x g) at 4°C. The cell-free culture supernatant is removed with a sterile polypropylene pipet and transferred to sterile polypropylene tubes. Samples are maintained at -30 to -70°C
15 until analysis. The samples are analyzed for interferon (α) by ELISA and for tumor necrosis factor (α) by ELISA or IGEN Assay

Interferon (α) and Tumor Necrosis Factor (α) Analysis by ELISA

 Interferon (α) concentration is determined by ELISA using a Human Multi-Species kit from PBL Biomedical Laboratories, New Brunswick, NJ. Results are expressed in
20 pg/mL.

 Tumor necrosis factor (α) (TNF) concentration is determined using ELISA kits available from Biosource International, Camarillo, CA. Alternately, the TNF concentration can be determined by Origen® M-Series Immunoassay and read on an IGEN M-8 analyzer from IGEN International, Gaithersburg, MD. The immunoassay uses a human
25 TNF capture and detection antibody pair from Biosource International, Camarillo, CA. Results are expressed in pg/mL.

 The table below lists the lowest concentration found to induce interferon and the lowest concentration found to induce tumor necrosis factor for each compound. A "*" indicates that no induction was seen at any of the tested concentrations.
30

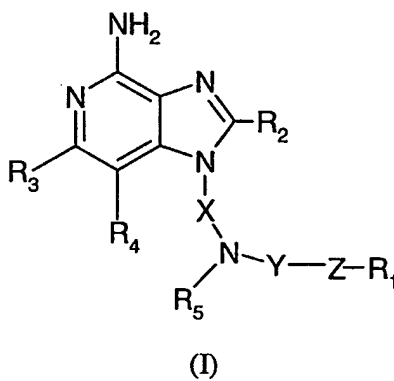
Cytokine Induction in Human Cells		
Example Number	Lowest Effective Concentration (μM)	
	Interferon	Tumor Necrosis Factor
1	0.12	1.11
2	0.0046	0.01
3	0.01	0.37
4	0.12	0.37
5	0.01	0.12
6	0.01	0.01
7	0.37	*
8	0.04	10
11	0.37	3.33
15	10	*
16	10	10
17	30	*
18	30	*
19	10	*
20	*	*
21	*	30
22	*	*
23	1.11	*
24	*	*
25	*	*
26	*	*
27	*	30
28	*	*
29	*	*
30	*	*
31	10	10
32	1.11	10
33	1.11	10

Cytokine Induction in Human Cells		
Example Number	Lowest Effective Concentration (μM)	
	Interferon	Tumor Necrosis Factor
34	3.33	10
35	1.11	3.33
36	3.33	10
37	3.33	3.33
38	3.33	3.33
39	10	10
40	3.33	3.33
41	1.11	1.11
42	3.33	10
43	3.33	3.33
44	3.33	*
45	3.33	*
46	3.33	*
47	*	*
48	3.33	30
49	3.33	3.33
50	1.11	3.33
51	1.11	10
52	*	*
53	0.12	1.11
54	*	*
55	*	*
56	0.37	1.11
57	*	*
58	1.11	3.33

The present invention has been described with reference to several embodiments thereof. The foregoing detailed description and examples have been provided for clarity of understanding only, and no unnecessary limitations are to be understood therefrom. It will be apparent to those skilled in the art that many changes can be made to the described
5 embodiments without departing from the spirit and scope of the invention. Thus, the scope of the invention should not be limited to the exact details of the compositions and structures described herein, but rather by the language of the claims that follow.

WHAT IS CLAIMED IS:

1. A compound of the formula (I):



5

wherein X is alkylene or alkenylene;

Y is $-\text{SO}_2-$;

10 Z is a bond or $-\text{NR}_6-$;

R_1 is aryl, heteroaryl, heterocyclyl, alkyl or alkenyl, each of which may be unsubstituted or substituted by one or more substituents independently selected from the group consisting of:

15 -alkyl;

-alkenyl;

15

-aryl;

-heteroaryl;

-heterocyclyl;

-substituted cycloalkyl;

20

-substituted aryl;

-substituted heteroaryl;

substituted heterocyclyl;

-O-alkyl;

-O-(alkyl)₀₋₁-aryl;

25

-O-(alkyl)₀₋₁-substituted aryl;

-O-(alkyl)₀₋₁-heteroaryl;

-O-(alkyl)₀₋₁-substituted heteroaryl;

- 5
- O-(alkyl)₀₋₁-heterocyclyl;
 - O-(alkyl)₀₋₁-substituted heterocyclyl;
 - COOH;
 - CO-O-alkyl;
 - CO-alkyl;
 - S(O)₀₋₂-alkyl;
 - S(O)₀₋₂-(alkyl)₀₋₁-aryl;
 - S(O)₀₋₂-(alkyl)₀₋₁-substituted aryl;
 - S(O)₀₋₂-(alkyl)₀₋₁-heteroaryl;

10

 - S(O)₀₋₂-(alkyl)₀₋₁-substituted heteroaryl;
 - S(O)₀₋₂-(alkyl)₀₋₁-heterocyclyl;
 - S(O)₀₋₂-(alkyl)₀₋₁-substituted heterocyclyl;
 - (alkyl)₀₋₁-N(R₆)₂;
 - (alkyl)₀₋₁-NR₆-CO-O-alkyl;

15

 - (alkyl)₀₋₁-NR₆-CO-alkyl;
 - (alkyl)₀₋₁-NR₆-CO-aryl;
 - (alkyl)₀₋₁-NR₆-CO-substituted aryl;
 - (alkyl)₀₋₁-NR₆-CO-heteroaryl;
 - (alkyl)₀₋₁-NR₆-CO-substituted heteroaryl;

20

 - N₃;
 - halogen;
 - haloalkyl;
 - haloalkoxy;
 - CO-haloalkyl;

25

 - CO-haloalkoxy;
 - NO₂;
 - CN;
 - OH;
 - SH; and in the case of alkyl, alkenyl, and heterocyclyl, oxo;

30

R₂ is selected from the group consisting of:

- hydrogen;

- 5
- alkyl;
 - alkenyl;
 - aryl;
 - substituted aryl;
 - heteroaryl;
 - substituted heteroaryl;
 - alkyl-O-alkyl;
 - alkyl-S-alkyl;
 - alkyl-O-aryl;
 - 10 -alkyl-S-aryl;
 - alkyl-O-alkenyl;
 - alkyl-S-alkenyl; and
 - alkyl or alkenyl substituted by one or more substituents selected from the group consisting of:
- 15
- OH;
 - halogen;
 - N(R₆)₂;
 - CO-N(R₆)₂;
 - CS-N(R₆)₂;
 - 20 -SO₂-N(R₆)₂;
 - NR₆-CO-C₁₋₁₀ alkyl;
 - NR₆-CS-C₁₋₁₀ alkyl;
 - NR₆-SO₂-C₁₋₁₀ alkyl;
 - CO-C₁₋₁₀ alkyl;
 - 25 -CO-O-C₁₋₁₀ alkyl;
 - N₃;
 - aryl;
 - substituted aryl;
 - heteroaryl;
 - 30 -substituted heteroaryl;
 - heterocyclyl;
 - substituted heterocyclyl;

-CO-aryl;
-CO-(substituted aryl);
-CO-heteroaryl; and
-CO-(substituted heteroaryl);

5 R_3 and R_4 are independently selected from the group consisting of hydrogen, alkyl, alkenyl, halogen, alkoxy, amino, alkylamino, dialkylamino and alkylthio;

R_5 is H or C_{1-10} alkyl, or R_5 can join with X to form a ring; or when R_1 is alkyl, R_5 and R_1 can join to form a ring;

10 each R_6 is independently H or C_{1-10} alkyl;
 or a pharmaceutically acceptable salt thereof.

2. A compound or salt of claim 1 wherein X is alkylene.
- 15 3. A compound or salt of claim 1 wherein R_1 is alkyl, aryl or substituted aryl.
4. A compound or salt of claim 1 wherein R_5 is H and R_1 is aryl or substituted aryl.
5. A compound or salt of claim 1 wherein Z is a bond.
- 20 6. A compound or salt of claim 5 wherein R_1 is alkyl, aryl, or substituted aryl.
7. A compound or salt of claim 6 wherein R_1 is substituted aryl.
- 25 8. A compound or salt of claim 1 wherein R_5 joins with X to form a piperidine ring.
9. A compound or salt of claim 1 wherein X is alkylene and R_1 is alkyl.
10. A compound or salt of claim 1 wherein Z is $-NR_6-$.
- 30 11. A compound or salt of claim 10 wherein R_1 and R_5 are methyl.

12. A compound or salt of claim 1 wherein R₂ is H, alkyl or alkyl-O-alkyl.
13. A compound or salt of claim 1 wherein R₂ is alkyl-O-alkyl.
- 5 14. A compound or salt of claim 1 wherein R₂ is —CH₂-O-C₂H₅.
15. A compound or salt of claim 1 wherein X is —(CH₂)₂₋₄—.
16. A compound or salt of claim 1 wherein R₃ and R₄ are independently H or alkyl.
- 10 17. A compound selected from the group consisting of:
N-[4-(4-amino-2-butyl-6,7-dimethyl-1*H*-imidazo[4,5-*c*]pyridin-1-yl)butyl]methanesulfonamide;
N-[4-(4-amino-2-butyl-6,7-dimethyl-1*H*-imidazo[4,5-*c*]pyridin-1-yl)butyl]-4-fluorobenzenesulfonamide;
15 *N*-[4-(4-amino-2-butyl-6,7-dimethyl-1*H*-imidazo[4,5-*c*]pyridin-1-yl)butyl]-; *N,N*-dimethylsulfamide;
N-[4-(4-amino-2,6,7-trimethyl-1*H*-imidazo[4,5-*c*]pyridin-1-yl)butyl]methanesulfonamide;
N-{4-[4-amino-2-(ethoxymethyl)-6,7-dimethyl-1*H*-imidazo[4,5-*c*]pyridin-1-yl]butyl}methanesulfonamide;
20 *N*-{4-[4-amino-2-(ethoxymethyl)-6-methyl-1*H*-imidazo[4,5-*c*]pyridin-1-yl]butyl}methanesulfonamide;
2-(ethoxymethyl)-6,7-dimethyl-1-{2-[-1-(methanesulfonyl)piperidin-4-yl]ethyl}-1*H*-imidazo[4,5-*c*]pyridin-4-amine;
25 *N*-[3-(4-amino-2,6,7-trimethyl-1*H*-imidazo[4,5-*c*]pyridin-1-yl)propyl]methanesulfonamide;
N-{3-[4-amino-2-(ethoxymethyl)-6,7-dimethyl-1*H*-imidazo[4,5-*c*]pyridin-1-yl]propyl}methanesulfonamide;
N-{4-[4-amino-2-(ethoxymethyl)-7-methyl-1*H*-imidazo[4,5-*c*]pyridin-1-yl]butyl}methanesulfonamide;
30 *N*-{2-[4-amino-2-(ethoxymethyl)-6,7-dimethyl-1*H*-imidazo[4,5-*c*]pyridin-1-yl]-1,1-dimethylethyl}methanesulfonamide; and

N-{2-[4-amino-2-(ethoxymethyl)-6,7-dimethyl-1*H*-imidazo[4,5-*c*]pyridin-1-yl]-1,1-dimethylethyl}propane-2-sulfonamide;
or a pharmaceutically acceptable salt thereof.

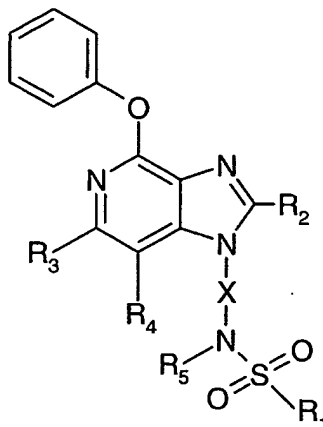
- 5 18. A pharmaceutical composition comprising a therapeutically effective amount of a compound of claim 1 in combination with a pharmaceutically acceptable carrier.
19. A pharmaceutical composition comprising a therapeutically effective amount of a compound of claim 5 in combination with a pharmaceutically acceptable carrier.
- 10 20. A pharmaceutical composition comprising a therapeutically effective amount of a compound of claim 17 in combination with a pharmaceutically acceptable carrier.
- 15 21. A method of inducing cytokine biosynthesis in an animal comprising administering a therapeutically effective amount of a compound of claim 1 to the animal.
22. A method of treating a viral disease in an animal comprising administering a therapeutically effective amount of a compound of claim 1 to the animal.
- 20 23. A method of treating a neoplastic disease in an animal comprising administering a therapeutically effective amount of a compound of claim 1 to the animal.
24. A method of inducing cytokine biosynthesis in an animal comprising administering a therapeutically effective amount of a compound of claim 5 to the animal.
- 25 25. A method of treating a viral disease in an animal comprising administering a therapeutically effective amount of a compound of claim 5 to the animal.
- 30 26. A method of treating a neoplastic disease in an animal comprising administering a therapeutically effective amount of a compound of claim 5 to the animal.

27. A method of inducing cytokine biosynthesis in an animal comprising administering a therapeutically effective amount of a compound of claim 17 to the animal.

28. A method of treating a viral disease in an animal comprising administering a therapeutically effective amount of a compound of claim 17 to the animal.

29. A method of treating a neoplastic disease in an animal comprising administering a therapeutically effective amount of a compound of claim 17 to the animal.

30. A compound of the formula (VI):



(VI)

wherein: X is alkylene or alkenylene;
 R₁ is aryl, heteroaryl, heterocyclyl, C₁₋₂₀ alkyl or C₂₋₂₀ alkenyl, each of which may be unsubstituted or substituted by one or more substituents independently selected from the group consisting of:

- alkyl;
- alkenyl;
- aryl;
- heteroaryl;
- heterocyclyl;
- substituted cycloalkyl;
- O-alkyl;

- 5
- O-(alkyl)₀₋₁-aryl;
 - O-(alkyl)₀₋₁-heteroaryl;
 - O-(alkyl)₀₋₁-heterocyclyl;
 - COOH;
 - CO-O-alkyl;
 - CO-alkyl;
 - S(O)₀₋₂-alkyl;
 - S(O)₀₋₂-(alkyl)₀₋₁-aryl;
 - S(O)₀₋₂-(alkyl)₀₋₁-heteroaryl;

10

 - S(O)₀₋₂-(alkyl)₀₋₁-heterocyclyl;
 - (alkyl)₀₋₁-N(R₆)₂;
 - (alkyl)₀₋₁-NR₆-CO-O-alkyl;
 - (alkyl)₀₋₁-NR₆-CO-alkyl;
 - (alkyl)₀₋₁-NR₆-CO-aryl;

15

 - (alkyl)₀₋₁-NR₆-CO-heteroaryl;
 - N₃;
 - halogen;
 - haloalkyl;
 - haloalkoxy;

20

 - CO-haloalkyl;
 - CO-haloalkoxy;
 - NO₂;
 - CN;
 - OH;

25

 - SH; and in the case of alkyl, alkenyl, and heterocyclyl, oxo;

R₂ is selected from the group consisting of:

- hydrogen;
- alkyl;
- alkenyl;

30

- alkyl-O-alkyl;
- alkyl-S-alkyl;
- alkyl-O-aryl;

-alkyl-S-aryl;
 -alkyl-O- alkenyl;
 -alkyl-S- alkenyl; and
 -alkyl or alkenyl substituted by one or more substituents selected
 5 from the group consisting of:

-OH;
 -halogen;
 -N(R₆)₂;
 -CO-N(R₆)₂;
 10 -CS-N(R₆)₂;
 -SO₂-N(R₆)₂;
 -NR₆-CO-C₁₋₁₀ alkyl;
 -NR₆-CS-C₁₋₁₀ alkyl;
 -NR₆- SO₂-C₁₋₁₀ alkyl;
 15 -CO-C₁₋₁₀ alkyl;
 -CO-O-C₁₋₁₀ alkyl;
 -N₃;
 -aryl;
 -heteroaryl;
 20 -heterocyclyl;
 -CO-aryl; and
 -CO-heteroaryl;

R₃ and **R₄** are independently selected from the group consisting of
 hydrogen, alkyl, alkenyl, halogen, alkoxy, amino, alkylamino, dialkylamino and
 25 alkylthio; and

R₅ is H or C₁₋₁₀ alkyl;
 each **R₆** is independently H or C₁₋₁₀ alkyl;
 or a pharmaceutically acceptable salt thereof.

INTERNATIONAL SEARCH REPORT

International Application No

PCT/US 02/18220

A. CLASSIFICATION OF SUBJECT MATTER

IPC 7 C07D471/04 A61K31/437 A61P31/12 //(C07D471/04,235:00,
221:00)

According to International Patent Classification (IPC) or to both national classification and IPC

B. FIELDS SEARCHED

Minimum documentation searched (classification system followed by classification symbols)

IPC 7 C07D A61K

Documentation searched other than minimum documentation to the extent that such documents are included in the fields searched

Electronic data base consulted during the international search (name of data base and, where practical, search terms used)

EPO-Internal, BIOSIS, CHEM ABS Data

C. DOCUMENTS CONSIDERED TO BE RELEVANT

Category *	Citation of document, with indication, where appropriate, of the relevant passages	Relevant to claim No.
E	WO 02 46194 A (3M INNOVATIVE PROPERTIES CO ;LINDSTROM KYLE J (US)) 13 June 2002 (2002-06-13) claims 1-34	1
Y	US 6 200 592 B1 (SWINGLE KARL F ET AL) 13 March 2001 (2001-03-13) column 8, line 42 -column 9, line 21 column 1, line 18 -column 1, line 61	1-20
Y	US 5 494 916 A (LINDSTROM KYLE J ET AL) 27 February 1996 (1996-02-27) cited in the application column 19 -column 22; claims 1-9,11	1-20
	-/--	

Further documents are listed in the continuation of box C.

Patent family members are listed in annex.

* Special categories of cited documents :

- *A* document defining the general state of the art which is not considered to be of particular relevance
- *E* earlier document but published on or after the international filing date
- *L* document which may throw doubts on priority claim(s) or which is cited to establish the publication date of another citation or other special reason (as specified)
- *O* document referring to an oral disclosure, use, exhibition or other means
- *P* document published prior to the international filing date but later than the priority date claimed

- *T* later document published after the international filing date or priority date and not in conflict with the application but cited to understand the principle or theory underlying the invention
- *X* document of particular relevance; the claimed invention cannot be considered novel or cannot be considered to involve an inventive step when the document is taken alone
- *Y* document of particular relevance; the claimed invention cannot be considered to involve an inventive step when the document is combined with one or more other such documents, such combination being obvious to a person skilled in the art.
- * & * document member of the same patent family

Date of the actual completion of the international search

28 August 2002

Date of mailing of the international search report

05/09/2002

Name and mailing address of the ISA

European Patent Office, P.B. 5818 Patentlaan 2
NL - 2280 HV Rijswijk
Tel. (+31-70) 340-2040, Tx. 31 651 epo nl,
Fax: (+31-70) 340-3016

Authorized officer

Goss, I

INTERNATIONAL SEARCH REPORT

International Application No

PCT/US 02/18220

C.(Continuation) DOCUMENTS CONSIDERED TO BE RELEVANT		
Category *	Citation of document, with indication, where appropriate, of the relevant passages	Relevant to claim No.
Y	WO 00 76519 A (3M INNOVATIVE PROPERTIES CO) 21 December 2000 (2000-12-21) page 2, line 23 -page 5, line 30 page 90 -page 97 -----	1-20,30
Y	WO 01 34709 A (3M INNOVATIVE PROPERTIES CO) 17 May 2001 (2001-05-17) page 2, line 5 - line 11; claims 1-3 -----	1-20,30

INTERNATIONAL SEARCH REPORT

International application No.
PCT/US 02/18220

Box I Observations where certain claims were found unsearchable (Continuation of item 1 of first sheet)

This International Search Report has not been established in respect of certain claims under Article 17(2)(a) for the following reasons:

1. Claims Nos.:
because they relate to subject matter not required to be searched by this Authority, namely:

Although claims 21 to 29 are directed to a method of treatment of the human/animal body, the search has been carried out and based on the alleged effects of the compound/composition.
2. Claims Nos.:
because they relate to parts of the International Application that do not comply with the prescribed requirements to such an extent that no meaningful International Search can be carried out, specifically:
3. Claims Nos.:
because they are dependent claims and are not drafted in accordance with the second and third sentences of Rule 6.4(a).

Box II Observations where unity of invention is lacking (Continuation of item 2 of first sheet)

This International Searching Authority found multiple Inventions in this international application, as follows:

1. As all required additional search fees were timely paid by the applicant, this International Search Report covers all searchable claims.
2. As all searchable claims could be searched without effort justifying an additional fee, this Authority did not invite payment of any additional fee.
3. As only some of the required additional search fees were timely paid by the applicant, this International Search Report covers only those claims for which fees were paid, specifically claims Nos.:
4. No required additional search fees were timely paid by the applicant. Consequently, this International Search Report is restricted to the invention first mentioned in the claims; it is covered by claims Nos.:

Remark on Protest

- The additional search fees were accompanied by the applicant's protest.
- No protest accompanied the payment of additional search fees.

INTERNATIONAL SEARCH REPORT

Information on patent family members

International Application No

PCT/US 02/18220

Patent document cited in search report		Publication date	Patent family member(s)	Publication date
WO 0246194	A	13-06-2002	WO 0246194 A2	13-06-2002
			US 2002107262 A1	08-08-2002
US 6200592	B1	13-03-2001	US 6039969 A	21-03-2000
			US 2002041887 A1	11-04-2002
			AU 724042 B2	07-09-2000
			AU 5164198 A	15-05-1998
			EP 0938315 A1	01-09-1999
			HU 9904665 A2	28-06-2000
			JP 2001502699 T	27-02-2001
			NO 991908 A	21-04-1999
			NZ 335124 A	23-02-2001
			WO 9817279 A1	30-04-1998
US 5494916	A	27-02-1996	US 5366974 A	22-11-1994
			AT 195735 T	15-09-2000
			AU 693747 B2	02-07-1998
			AU 4098797 A	08-01-1998
			AU 681687 B2	04-09-1997
			AU 7247594 A	13-02-1995
			CZ 9600105 A3	12-06-1996
			DE 69425661 D1	28-09-2000
			DE 69425661 T2	19-04-2001
			DK 708772 T3	18-09-2000
			EP 0708772 A1	01-05-1996
			ES 2149276 T3	01-11-2000
			IL 110091 A	18-03-1997
			IL 119546 A	04-01-1998
			IL 119547 A	04-01-1998
			JP 9500128 T	07-01-1997
			MX 9405383 A1	31-01-1995
			WO 9502597 A1	26-01-1995
			US 5446153 A	29-08-1995
WO 0076519	A	21-12-2000	US 6331539 B1	18-12-2001
			AU 5328100 A	02-01-2001
			AU 5328400 A	02-01-2001
			AU 6334900 A	02-01-2001
			BR 0011433 A	05-03-2002
			CN 1353609 T	12-06-2002
			CN 1354663 T	19-06-2002
			CN 1355701 T	26-06-2002
			CZ 20014363 A3	13-03-2002
			CZ 20014364 A3	13-03-2002
			EP 1198232 A1	24-04-2002
			EP 1198233 A1	24-04-2002
			EP 1187613 A1	20-03-2002
			NO 20015502 A	07-02-2002
			NO 20015503 A	08-02-2002
			NO 20015504 A	07-02-2002
			TR 200103575 T2	21-06-2002
			TR 200103576 T2	21-06-2002
			WO 0076518 A1	21-12-2000
			WO 0076505 A1	21-12-2000
			WO 0076519 A1	21-12-2000
WO 0134709	A	17-05-2001	AU 1756601 A	06-06-2001
			EP 1228147 A1	07-08-2002

INTERNATIONAL SEARCH REPORT
Information on patent family members

International Application No

PCT/US 02/18220

Patent document cited in search report	Publication date	Patent family member(s)	Publication date
WO 0134709	A	WO 0134709 A1	17-05-2001
		US 6376669 B1	23-04-2002
